

GARDNER-WEBB

Winthrop Eagles

2023-24 Record: 13-7, 4-1 Big South

2022-23 Final Record: 15-17, 10-8 Big South

Head Coach: Mark Prosser (3rd season/7th overall)

Winthrop/Career Record: 51-33/93-109

Big South Record: 28-11



Gardner-Webb Runnin' Bulldogs

2023-24 Record: 7-12, 2-2 Big South

2022-23 Final Record: 15-16, 10-8 Big South

Head Coach: Tim Craft (7th season)

Gardner-Webb/Career Record: 178-162/same

Big South Record: 104-76

WINTHROP

TIP-INS

- Winning streak was snapped at five games in the 82-77 loss to UNC Asheville
- The loss also ended a home winning streak at eight in a row
- Sitting 4-1 in conference play for the 7th time
- Three of the four conference wins have come in overtime, the first time in program history with three overtime games over a four game stretch
- Have won the first two road games in conference play with victories over PC and USC Upstate
- Last season Eagles were 4-4 in January, but hold a 30-7 mark over the last four seasons
- Winthrop coming off its first losing season since 2012-13 as it looks to bounce back
- Made the Big South Championship game in 2022, the third straight trip for the Eagles who have won two of the last three league titles
- Winthrop has won the Big South Conference Title three out of the past seven seasons (2016-17 / 2019-20 / 2020-21) and played for the title in four of the last seven

HOW THEY MATCHUP



79.2	Scoring	73.6
.461	FG%	.423
.355	3FG%	.320
7.9	3FGM PG	7.3
.709	FT%	.655
37.0	Rebounding	38.2
12.2	Assists	12.5
6.9	Steals	6.3
2.8	Blocks	2.3
13.3	Turnovers PG	11.1
69.9	Scoring Defense	73.3
.412	FG% Defense	.438
.296	3FG% Defense	.328
+3.1	Rebound Margin	+1.4
+0.3	Turnover Margin	+0.8
L1	W/L Streak	W2

GAME INFORMATION

Game 21: Winthrop at Gardner-Webb

Jan. 20, 2024 | 1:00 p.m. (EST)

Boiling Springs, N.C. | Paul Porter Arena (3,500)

Radio: Winthrop Sports Network

Station:

94.3 FM | WGNC AM1450/101.1FM | ESPN730

Play-by-Play: Mike Pacheco

Analyst: Michael Jenkins

Television: ESPN+

Play-by-Play:

Analyst:

---Series History vs. Gardner-Webb---

Overall..... 30-12

Last Meeting 2/15/23

Result Won, 86-78

Current Streak W1

at Paul Porter Arena 11-7

at Paul Porter Arena W2

In Overtime 2-1

Most Points (WIN)..... 99 (2/11/20)

Most Points (GWU) 113 (11/17/78)

Prosser vs. Gardner-Webb..... 4-1

Prosser vs. Gardner-Webb (away)..... 2-0

2023-24 Schedule/Results

13-7, 4-1 Big South

NOVEMBER (5-3)

6	at Clemson (ACCNX)	L, 78-56
8	Brevard	W, 98-44
11	Drexel (Homecoming)	L, 74-72
17	+ vs. Holy Cross	W, 89-51
18	+ vs. IUPUI	W, 74-61
19	+ vs. Elon	W, 78-70
24	at Georgia (SECN+)	L, 78-69
28	Bob Jones	W, 90-49

DECEMBER (4-3)

2	at Coastal Carolina (ESPN+)	W, 90-87
5	Queens	W, 88-82
10	at Little Rock (ESPN+)	W, 85-68
16	at Xavier (FS1)	L, 75-59
19	at South Carolina (SECN+)	L, 72-62
22	at Florida State (ACCNX)	L, 67-61
29	Toccoa Falls	W, 113-62

JANUARY (4-0)

3	* Longwood	W, 68-60 (OT)
6	* at USC Upstate	W, 82-80 (OT)
10	* at Presbyterian College	W, 81-71
13	* Radford	W, 92-88 (3OT)
17	* UNC Asheville	L, 82-77
20	* at Gardner-Webb	1:00 p.m.
24	* at Charleston Southern	7:00 p.m.
27	* High Point	4:00 p.m.

FEBRUARY (0-0)

3	* at UNC Asheville	2:00 p.m.
7	* Charleston Southern	6:30 p.m.
10	* at Longwood	3:00 p.m.
14	* at Radford	7:00 p.m.
21	* Presbyterian College	6:30 p.m.
24	* USC Upstate	2:00 p.m.
28	* at High Point	7:00 p.m.

MARCH (0-0)

2	* Gardner-Webb	2:00 p.m.
6-10	# Big South Tournament	TBD

+ (Played at Rock Hill Sports & Events Center - Rock Hill, SC)

* Big South Conference Game

Big South Tournament (Qubein Arena - High Point, N.C.)

All Games (EST)

PROBABLE STARTERS

10 JOHNSON	11 HARRISON	12 DOUCET	33 CLAXTON	4 TALFORD
Sr. ▶ Guard	Sr. ▶ Guard	Jr. ▶ Forward	Sr. ▶ Forward	Sr. ▶ Forward
MIN. 27.9	MIN. 31.1	MIN. 23.9	MIN. 23.3	MIN. 26.6
PPG 11.5	PPG 11.5	PPG 12.4	PPG 3.3	PPG 13.9
RPG 3.6	RPG 3.4	RPG 4.0	RPG 4.1	RPG 5.2
APG 2.0	APG 3.8	APG 1.5	APG 0.8	APG 0.9
FG% 44.6	FG% 38.9	FG% 43.1	FG% 48.9	FG% 60.7
3FG% 40.0	3FG% 28.6	3FG% 39.6	FT% 61.1	FT% 71.6

Athletic Communications/MBB Contact

Brett Redden - Asst. AD for Communications
(803) 367-1649 / reddennb@winthrop.edu

2023-24 Winthrop Basketball Roster

NUMERICAL ROSTER

NO.	NAME	YR.	POS.	HT.	WT.	HOMETOWN/PREVIOUS SCHOOL
0	Sin'Cere McMahon	Sr.	G	6-1	167	Indianapolis, Ind./ Western Carolina
1	Isaiah Wilson	Sr.	G	6-1	180	Pittsburgh, Pa./ Richmond
2	Xavier McKelvy	So.	G	6-2	180	Charlotte, N.C./ United Faith Academy
3	Micheal Anumba	Gr.	G	6-4	220	Montecchio Emilia, Italy/ Loreto Sixth Form College
4	Kelton Talford	Sr.	F	6-7	195	Great Falls, S.C./ Great Falls H.S.
5	Yoro Diallo	R-Fr.	F	6-8	200	Cincinnati, Ohio/ Moeller H.S.
10	Nick Johnson	Sr.	G	6-4	205	Bronx, N.Y./ New Hampshire
11	Kasen Harrison	Sr.	G	6-2	190	Beaumont, Texas/ Lamar
12	K.J. Doucet	Jr.	F	6-7	230	Austell, Ga./ Fort Valley State
13	Clay Howard	Jr.	G	6-3	180	Aiken, S.C./ Aiken H.S.
14	Noah Van Bibber	Fr.	G	6-5	185	Debary, Fla./ Concord Academy
21	Henry Harrison	Fr.	G	5-11	175	Lewisburg, Pa./ Lewisburg H.S.
23	Michael Moore	So.	F	6-10	220	Hermitage, Pa./ IMG Academy.
33	Chase Claxton	Gr.	F	6-7	185	Greenville, S.C./ Legacy Early College
40	Alex Timmerman	Gr.	C	6-10	270	Crystal Lake, Ill./ Bucknell

COACHING STAFF

Head Coach—Mark Prosser (Marist, '02)

Assistant Coach—Tony Rack (Northern Kentucky, '12)

Assistant Coach—Ben Betts (Roanoke College, '90)

Assistant Coach—Mitchell Hill (Tennessee Tech, '15)

Director of Basketball Operations—Kaylin Johnson (Samford, '12)

Video Coordinator—Matt Erps (Winthrop, '18)

Graduate Assistant—Isaac Simpson (Peru State, '22)

PRONUNCIATION GUIDE

0-Sin'Cere McMahon

SIN-SEER MICK-MAN

3-Micheal Anumba

UH-NOOM-BUH

4-Kelton Talford

TAL-FERD

5-Yoro Diallo

YOR-OWE DEE-ALL-OH

12-K.J. Doucet

DEW-SET

RADIO / TV PLAYER PHOTO CHART



Sin'Cere McMahon
G, 6-1, Sr.
Indianapolis, Md.



Isaiah Wilson
G, 6-1, Sr.
Pittsburgh, Pa.



Xavier McKelvy
G, 6-2, So.
Charlotte, N.C.




Micheal Anumba
G, 6-5, Gr.
Reggio Emilia, Italy



Kelton Talford
F, 6-7, Sr.
Great Falls, S.C.



Yoro Diallo
F, 6-8, R-Fr.
Cincinnati, Ohio



Nick Johnson
G, 6-4, Jr.
Bronx, N.Y.




Kasen Harrison
G, 6-2, Sr.
Beaumont, Texas



K.J. Doucet
F, 6-7, Jr.
Austell, Ga.



Clay Howard
G, 6-3, So.
Aiken, S.C.



Noah Van Bibber
G, 6-5, Fr.
Debary, Fla.



Henry Harrison
G, 5-11, Fr.
Lewisburg, Pa.



Michael Moore
F, 6-10, So.
Hermitage, Pa.



Chase Claxton
F, 6-7, Sr.
Greenville, S.C.



Alex Timmerman
C, 6-10, Gr.
Crystal Lake, Ill.



Cam Christy
G, 6-4, So.
Walton, Ky.



Mark Prosser
HEAD COACH



EAGLE EYE VIEW OF THE TEAM

WINTHROP SERIES HISTORY VERSUS GARDNER-WEBB

- Winthrop and Gardner-Webb meet for the 43rd time
- Eagles lead the all-time series 30-12 and have won the last two trips to Paul Porter Arena
- In 42 meetings all-time the Eagles have scored 3,004 points (71.5 ppg) and the Runnin' Bulldogs have scored 2,887 points (68.7 ppg)
- In their last trip to Paul Porter Arena, the Eagles earned an 86-78 victory behind 12 three-pointers and 65 percent shooting from the floor
- Four of the last six meetings in Boiling Springs have been decided by eight or fewer points (three by four or less)

ON THE ROAD IN BIG SOUTH

- Were 4-5 in league play last season while averaging 71.1 ppg while allowing 72.4 ppg
- Have won the first two league road games this season and four straight during the regular season
- Eagles have won 30 of the last 38 conference road games
- Last season ended a streak of .500 or better on the road in league play to nine straight seasons
- Under Prosser the Eagles are 12-7 in three seasons on the road
- Eagles have an all-time record of 148-142 in league road games

EAGLES ON THE ROAD

- Picked up the fourth road win with an 81-71 victory at Presbyterian College and are now 4-5 on the season
- Picked up first road win of the season on Dec. 5 with a 90-87 victory over Coastal Carolina
- Opened the season on the road with a 78-56 loss at Clemson and fell at Georgia, 78-69
- Have an all-time road mark of 263-371 and 211-318 at the NCAA D1 level
- Over the last six seasons the Eagles are 60-48 on the road
- Averaging 71.7 ppg while allowing 75.1 in nine road games (Averaged 71.0 ppg on the road last season while allowing 77.5 ppg)
- Shooting .426 from the field (opponents .435), .712 at the free throw line and getting outrebounded 36.4-34.8
- Winthrop has 57 more free throw attempts on the road than opponents

EAGLES IN BIG SOUTH

- Started league play 4-0 for the first time since 2021-22 and the 4th time in the last five seasons
- It was the 8th 4-0 start in program history (in 2006-07 the Eagles went 14-0 in league play)
- Suffered first loss on Thursday vs. UNC Asheville
- Overcame an 11-point deficit to earn a 68-60 overtime win against Longwood in the conference opener
- It was the second straight rally from a double-digit vs. Longwood at home (19 down in 2021)
- Eagles opened league play with a 68-60 overtime victory against Longwood
- Are the only team to rank in the Top 3 in the Big South for scoring offense (3rd) and scoring defense (2nd)
- Have hit 10 threes in each of the last three games, but dropped the last game vs. Asheville
- Winthrop has won 29 of the last 32 games over league opponents when connecting on 10 or more triples
- The Eagles are 45-11 in conference play over the last four seasons and 60-14 over the last five
- Hold an all-time regular season league record mark of 346-233 (.596)
- The 346 victories are the most by any Big South member
- Finished the regular season 10-8 in the conference and a three-way tie for fourth place
- Eagles secured their 10th straight season with a winning record in league play
- Have now won 10 or more conference games for the 10th straight season
- Led the league in scoring offense five of the last seven seasons

TEAM NEWS

- Coming off first conference loss and the first home loss since Nov. 11 vs. Drexel (had won eight straight)
- The Eagles improved to 4-0 in league play after a triple overtime victory over Radford
- Eagles played in three overtimes over the first four conference games (first time in program history with three overtime games over a four game span)
- Took the first two league games with overtime victories against Longwood and at USC Upstate
- It was the first back-to-back overtime games the Eagles have played since the 2015 conference season (vs. Longwood/vs. High Point)
- The Eagles have now won their last 10 overtime games
- Have attempted 199 more free throws than opponents and have made more (398) than opponents have attempted (362)
- Averaging 28.05 free throw attempts, when no Eagle team in the history of the program has ever averaged more than 24.56 (1983-84)
- The 28.05 free throw attempts per game, which ranks first nationally
- While the Eagles are shooting 71 percent from the foul line, opponents are shooting 74 percent
- Shooting .708 from the free throw line in home games while shooting .695 in road games (just 65 percent in conference play)
- In games through Jan. 18 the Eagles rank 41st nationally in bench scoring (27.35 per game)
- Ended a three-game skid with a win over Toccoa Falls, scoring 113 points (8th most points scored in a single-game in program history)
- Eagles became the 4th Big South team to reach 10 wins, joining Longwood, High Point, and Radford
- The win over Toccoa Falls gave the Eagles nine non-conference victories for the second time in three seasons
- In the loss at Florida State, the Seminoles attempted 42 free throws
- It was the first game all season an opponent attempted more free throws than the Eagles and was the first time since Nov. 15, 2016 at Manhattan an opponent attempted 40+ free throws
- Eagles held FSU to just 32 percent shooting from the field, but lost the game
- It was the first loss when holding an opponent to 32 percent or less since falling 69-64 to ETSU on Nov. 24, 2022 at home
- As of games through Jan. 18, the non-conference D1 opponents for the Eagles have a combined record of 96-97
- During the Eagles four-game win streak earlier this season, the team scored 85 or more points in each game
- It was the first four-game stretch of 80 or more points since December of 2022 and the first with 85 or more points since the 2017-18 season when the team scored 85 or more in six straight games
- This is the program's 1,398th game as it holds an all-time record of 793-604
- Hold an all-time mark of 124-92 in the month of November, 135-148 in the month of December and 251-183 in January
- In games won the Eagles are 273-of-382 (72%) at the foul line, while in losses they are 125-of-179 (.698%)
- Sitting 13-7 for the 8th time in program history
- A win would put the Eagles at 14-7 for the 9th time in program history and a loss would make them 13-8 for a 3rd time
- In the win over Coastal Carolina the Eagles posted 90 points for a second straight game, first time with back-to-back games scoring 90 or more since last year when they scored 101 vs. E. Michigan and 99 against Toccoa Falls
- In the win over Coastal the Eagles had 28 offensive rebounds, the most since grabbing 26 on Jan. 29, 2021 vs. UNC Asheville at home
- Secured a .500 or better record in the month of November for an 11th straight season
- Won five games in November, the most since the 2013-14 season (5)
- It is just the 8th time in program history the team won five games in November
- Started the month of December 3-0 for the first time since 2020-21 when the team opened the season 16-0
- Allowed 80 or more points for the first time all season against Coastal Carolina (87)
- It was also the most points allowed in a win (no OT) since a 101-87 win over E. Michigan in Cancun on Nov. 22, 2022
- Entered the 2023-24 season the Eagles have a home winning percentage of .669, ranked 31st among D1 programs over the previous 10 seasons
- Eagles had a season-high 15 steals in the win over Brevard (Tied for 2nd among for most by a Big South member)
- The last time Winthrop had 15 or more steals in a game was Dec. 6, 2016 when it had 20 vs. Greensboro College
- Winthrop returns four starters, three players that have played a key role in the past as a starter or reserve and three transfers that are expected to make an immediate impact
- Eagles retained the bulk of its starting lineup led by Big South First Team All-Conference selection Kelton Talford as well as Chase Claxton, Kasen Harrison and Sin'Cere McMahon
- Voted to finish third in the Big South Conference Preseason Poll (1 first-place vote and just two total votes behind second-place Radford)
- Clemson was the first of four Power 5 road contests the Eagles face this season and the first of two opponents from the ACC
- The other meetings were at Georgia (Nov. 24), at South Carolina (Dec. 19) and at Florida State (Dec. 22)
- Since 2016-17 the Eagles are 17-4 in home games during the month of November, 29-17 in December and 25-7 in January
- Winthrop has 10 or more threes in 36 games in the Prosser Era (Hold a 28-8 record in those 36 contests)

EAGLE EYE VIEW OF THE TEAM

- Over the last three seasons Winthrop is 74-10 when leading at the half (132-19 since the start of the 2015-16 season/146-28 since the 2014-15 season)
- In the last 11 seasons the Eagles are 167-24 when leading at the half, 44-84 when trailing and 10-4 when tied
- In Big South contests since 2013-14, the Eagles are 112-14 when leading at the half, 34-35 when trailing and 7-3 when tied
- In the last 193 victories, the Eagles have won by double-figures in 118 of them (61%)
- Over the last 11 seasons Winthrop is 158-56 when attempting 20 or more free throws, 44-9 when attempting 30 or more and 7-0 when attempting 40 or more
- During that same time span, Winthrop is 75-70 when it has less than 20 free throw attempts
- Have won last six games attempting 30 or more free throws after having lost 4-of-5 prior
- In the last 11 seasons Winthrop is 74-11 when making 10 or more threes and attempting 20 or more free throws in same game
- Since 2012-13 the Eagles have more wins than any other Big South Conference school (237), 37 more than the next team (Radford - 200)

TEAM STREAKS

- Have hit at least one three-point basket in 368 consecutive games
- Seven straight seasons averaging 8.6 three-pointers per game or more as a team
- Have at least one block in 19 straight games
- Now have 11 straight seasons finishing with a winning record in conference play
- Streak of at least one block in 27 straight games came to an end at Clemson
- Have attempted 20 or more free throws in eight straight games

LOOKING BACK AT 2022-23

- Winthrop suffered its first losing season since 2012-13, finishing the 2022-23 campaign 15-17
- Battled through a number of injuries that started with the loss of four-year starter Michael Anumba in the preseason
- That led to 11 different starting lineups throughout the season
- Offensively the Eagles averaged 73.8 ppg, the lowest scoring average since 2014-15 and allowed the most points (74.3 ppg) since 2018-19
- When the Eagles scored at least 70 points, they held a record of 14-5
- Eagles dropped their opening game of the Big South Conference Tournament with a quarterfinals loss to Radford (78-69)
- Finished the season with 283 three-pointers, the sixth most made in a single-season in program history (averaged 8.84 per game)
- The 8.84 threes per game ranked 39th nationally and led the Big South Conference
- For the first time since 2016-17 the team had more turnovers than assists (366-447)
- Led the Big South in free throw percentage (.739), which was the third best in program history for a single-season

HEAD COACH MARK PROSSER

- In his third season as head coach of the Eagles and 7th season overall as a head coach
- He became the 7th head coach in program history and joined all previous head coaches in winning their first game coaching the Eagles
- Coached his 200th game and earned his 50th victory at Winthrop on Jan. 10 and earned an 81-71 road win
- Mark Prosser is coaching in his 203rd game (175th at NCAA D1 level)
- Led the Eagles to 23 wins in 2021-22, the most by any first-year head coach in program history
- Prosser joined Steve Vacendak, Gregg Marshall and Randy Peele as the only coaches to start their Winthrop career 2-0
- Became 1-of-3 Winthrop coaches to win their first Big South Conference regular season game and to start 2-0 (Dan Kenney/ Gregg Marshall) and just Prosser and Marshall began their Big South career 5-0
- First Winthrop coach to reach at least 11 league wins in first season at the helm (finished with 14)
- Guided the team to its first ever win over a PAC 12 opponent with an 82-74 win at Washington (11/27/21)
- Came to the Eagles after three years as head coach of Western Carolina
- In his second season with the Catamounts he and his staff put together the nation's second biggest turnaround in D1 men's basketball (12-win improvement)
- Spent six seasons at Winthrop as an Associate Head Coach (Assistant coach - 1st year)
- Holds a career record of 93-109 (88-86 at the NCAA D1 level)
- Graduated from Marist and then became a student assistant three seasons before joining the staff at Wofford as an assistant coach in 2002-03
- After one season he became an assistant coach at Bucknell (2003-08)
- While at Bucknell, the Bison upset Kansas in the 2005 NCAA Tournament
- Returned to Wofford as an assistant coach in 2008 where he remained until taking the head coaching job at Brevard College in 2011-12
- After one season he left Brevard to join the Winthrop coaching staff

CURRENT BIG SOUTH MEMBERS

(ranked by overall wins)

School	Since (2012-13)		2023-24	
	Overall	Big South	Overall	Big South
Winthrop	237-127	127-57	13-7	4-1
Radford	200-164	109-66	10-7	1-3
Gardner-Webb	199-174	104-74	7-11	2-2
UNC Asheville	199-166	108-66	12-8	4-1
High Point	181-174	98-78	13-4	4-0
Longwood	177-229	75-120	13-5	1-3
USC Upstate**	138-198	24-47	5-11	1-3
Presbyterian College	113-250	48-145	9-11	1-4
Charleston Southern*	99-232	47-114	6-10	2-2

(Game Through 1/18/24)

* Charleston Southern had 51 wins (31 conference wins and 3 conference tournament wins vacated)

** USC Upstate overall record from 2012-13 - 2017-18 in Atlantic Sun Conference



at Clemson - Kasen Harrison
 Brevard - K.J. Doucet
 Drexel - Nick Johnson
 Holy Cross - Noah Van Bibber
 IUPUI - Kelton Talford
 Elon - Sin'Cere McMahon
 at Georgia - Kelton Talford
 Bob Jones - Alex Timmerman
 at Coastal Carolina - Alex Timmerman/K.J. Doucet
 Queens - Xavier McKelvy
 at Little Rock - K.J. Doucet
 at Xavier - Nick Johnson
 at South Carolina - Kelton Talford
 at Florida State - Kelton Talford
 Toccoa Falls - Yoro Diallo
 Longwood - Nick Johnson
 at USC Upstate - Micheal Anumba
 at Presbyterian - Chase Claxton
 Radford - Kelton Talford
 UNC Asheville - Kelton Talford
 at Gardner-Webb -
 at Charleston Sou. -
 High Point -
 at UNC Asheville -
 Charleston Sou. -
 at Longwood -
 at Radford -
 Presbyterian -
 USC Upstate -
 at High Point -
 Gardner-Webb -

AN EAGLES WIN WOULD...

- The third straight win at Paul Porter Arena
- Put the Eagles at 5-1 in the league
- Be the league best 347th Big South regular season win
- Give Prosser his 94th career win and 89th win as an NCAA D1 coach
- Give the program 794 victories all-time
- Be the 654th all-time at the NCAA D1 level

WINTHROP

All-Time Head Coaches (Wins)

Coach	Wins	Losses	Pct.
Gregg Marshall	194	83	.700
Pat Kelsey	186	95	.663
Nield Gordon	160	100	.615
Randy Peele	77	82	.484
Steve Vacendak	74	98	.430
Dan Kenney	51	113	.331
Mark Prosser	51	33	.607

2023-24 EAGLE TRENDS

THE EAGLES RECORD

Overall: 13-7
At home: 9-2
On the road: 4-5
At a neutral site: 0-0
In the Big South: 4-1
Big South Home: 2-1
Big South Away: 2-0
Overtime: 0-0
Night Tip: 7-7
Daytime Tip: 6-0
Morning Tip: 0-0
Win the Opening Tip: 10-2
Lose the Opening Tip: 3-5
Nationally ranked opponents: 0-0
Opponents receiving votes: 0-0
ACCNX: 0-2
SEC Network+: 0-2
ESPN+: 13-1
ESPN: 0-0
ESPNU: 0-1
ESPN3: 0-0
FS1: 0-1
Play a team with a record over .500: 5-2
A team with a record below .500: 4-2
A team with a record of .500: 4-3
Lead at halftime: 10-2
Trail at halftime: 2-6
Tied at halftime: 0-0
Lead 10+ at halftime: 7-0
Trail 10+ at halftime: 1-0
Score first: 8-4
1st possession is a turnover: 3-2
1st possession is a made FG: 4-3
1st possession is a missed FGA: 5-1
1st possession is a made FT: 1-1
1st possession is a missed FT: 0-0
Make First Field Goal Attempt: 5-4
Miss First Field Goal Attempt: 8-3

SCHEDULED TIME OF TIP/DAY OF WEEK

(record by time zone, not just EST)

Tip at 11 a.m.: 0-0
Tip at 12 p.m.: 1-0
Tip at 12:30 p.m.: 0-0
Tip at 1 p.m.: 0-0
Tip at 2 p.m.: 1-0
Tip at 2:30 p.m.: 1-0
Tip at 3 p.m.: 0-0
Tip at 4 p.m.: 2-1 (CCU Game tipped just after 4 p.m.)
Tip at 5 p.m.: 2-1
Tip at 5:30 p.m.: 0-1
Tip at 6 p.m.: 0-0
Tip at 6:30 p.m.: 4-0
Tip at 7 p.m.: 1-4
Tip at 7:30 p.m.: 0-1
Tip at 8 p.m.: 0-0
Monday: 0-1
Tuesday: 2-1
Wednesday: 3-0
Thursday: 0-1
Friday: 2-2
Saturday: 4-2
Sunday: 1-0

SCORING

Scores between 10-19: 0-0
20-29 points: 0-0
30-39 points: 0-0
40-49 points: 0-0
50-59 points: 0-2
60-69 points: 1-3
70-79 points: 2-2
80-89 points: 5-0
90-99 points: 4-0
100-plus points: 1-0
Shoot 10-19 percent from the field: 0-0
20-29%: 0-0
30-34%: 0-2
35-39%: 1-1
40-44%: 3-1
45-49%: 2-2
50-59%: 6-0
60-plus: 1-0
Higher FG% than opponent: 11-2

Lower FG % than opponent: 2-5
FG% is the same: 0-0
Hit 7 or more threes: 10-4
Hit less than 7 threes: 3-3
Attempt less than 20 threes: 3-3
Attempt 20 or more threes: 9-4
Attempt 30 or more threes: 2-0
Turn ball over less than 10 times: 3-1
10-15 times: 7-5
16-20 times: 3-0
21-plus: 0-1
Make more free throws: 13-4
Make fewer free throws: 0-3
Make same free throws: 0-0
Attempt more free throws: 13-5
Attempt fewer free throws: 0-2
Attempt same free throws: 0-0
Have more rebounds: 7-1
Have fewer rebounds: 6-6
Have same rebounds: 0-0
Have more turnovers: 3-3
Have fewer turnovers: 8-1
Have same turnovers: 2-3
Have more steals: 8-2
Have fewer steals: 4-3
Have same steals: 1-2

LATE IN THE GAME(regulation only)

Lead with five minutes left: 12-2
Trail with five minutes left: 1-5
Tied with five minutes left: 0-0
Lead with one minute left: 12-1
Trail with one minute left: 1-6
Tied with one minute left: 0-0
Bench scores more points: 10-2
Bench scores fewer points: 3-5
Bench scores same points: 0-0
1 Score Double-Figures: 0-0
2 Score Double-Figures: 0-3
3 Score Double-Figures: 1-4
4 Score Double-Figures: 8-0
5 Score Double-Figures: 3-0
6 Score Double-Figures: 1-0
7 Score Double-Figures: 0-0

GAMES DECIDED BY...

1 point: 0-0
2 points: 1-1
5 points or less: 3-2
6-9 points: 3-2
Double-figures: 7-3

First Basket (POINT) is a...

Jumper: 0-2
Lay-up/Tip-in: 5-2
Dunk: 3-2
Free Throw: 3-1
Three-Pointer: 2-0

POINTS OFF TURNOVERS

Score more off turnovers: 6-2
Outscored off turnovers: 7-3
Tied in points off turnovers: 0-1

POINTS IN PAINT

Score more points in paint: 10-1
Outscored in paint: 3-5
Tied in points in paint: 0-0

2ND CHANCE POINTS

Score more 2nd chance points: 8-1
Outscored in 2nd chance points: 5-5
Tied in 2nd chance points: 0-0

SCHOOLS FROM...

Arkansas: 1-0
Florida: 0-1
Georgia: 1-1
Indiana: 1-0
Massachusetts: 1-0
North Carolina: 3-1
Ohio: 0-1
Pennsylvania: 0-1
South Carolina: 4-2
Virginia: 2-0

YEAR-BY-YEAR RECORDS

(Member of NCAA D1 Level Only)					
Year	Overall	Home	Away	Non-Conf.	BSC
23-24	13-7	9-2	4-5	9-6	4-1
22-23	15-17	10-4	4-11	5-9	10-8
21-22	23-9	13-0	7-7	9-7	14-2
20-21	23-2	11-1	10-0	5-1	17-1
19-20	24-10	12-4	10-6	7-7	15-3
18-19	18-12	11-3	7-8	8-5	10-6
17-18	19-12	11-3	7-8	6-5	12-6
16-17	26-7	14-3	12-3	8-4	15-3
15-16	23-9	14-1	7-7	10-4	13-5
14-15	19-13	11-3	6-10	7-7	12-6
13-14	20-13	12-3	5-10	10-7	10-6
12-13	14-17	11-4	2-12	8-7	6-10
11-12	12-20	7-5	4-11	4-10	8-10
10-11	13-17	9-4	4-10	4-8	9-9
09-10	19-14	12-2	6-11	7-8	12-6
08-09	11-19	7-6	4-12	2-10	9-9
07-08	22-12	12-3	6-7	12-8	10-4
06-07	29-5	15-0	12-3	15-5	14-0
05-06	23-8	15-1	7-6	10-5	13-3
04-05	27-6	16-0	9-4	12-5	15-1
03-04	16-12	10-4	5-7	6-5	10-6
02-03	20-10	11-3	9-4	8-6	11-3
01-02	19-12	9-4	7-5	6-7	10-4
00-01	18-13	11-1	5-7	5-9	11-3
99-00	21-9	13-1	6-7	8-5	11-3
98-99	21-8	12-1	7-6	10-6	9-1
97-98	7-20	4-9	4-10	3-11	4-8
96-97	12-15	9-4	3-10	7-6	5-9
95-96	7-19	4-8	3-10	1-11	6-8
94-95	7-20	5-7	2-12	3-8	4-12
93-94	4-23	3-9	1-13	1-8	3-15
92-93	14-16	7-5	4-10	9-5	5-11
91-92	6-22	4-11	2-10	3-11	2-12
90-91	8-20	6-7	2-12	3-10	5-9
89-90	19-10	14-4	5-7	13-4	6-6
88-89	16-13	14-5	2-8	10-5	5-7
87-88	17-13	12-3	5-10	9-6	5-7
86-87	8-20	5-5	3-14	7-12	1-7
85-86	20-9	14-2	5-6	14-6	5-3
Totals	652-513	399-146	213-318	282-269	346-233

THE EAGLES' RECORD IN WINTHROP COLISEUM

Season	Won	Lost	Pct.
1982-83	7	8	.467
1983-84	12	5	.706
1984-85	11	4	.733
1985-86	14	2	.875
1986-87	5	5	.500
1987-88	12	3	.800
1988-89	14	5	.737
1989-90	14	4	.778
1990-91	6	7	.462
1991-92	4	11	.267
1992-93	7	5	.583
1993-94	3	9	.250
1994-95	5	7	.417
1995-96	4	8	.333
1996-97	9	4	.692
1997-98	4	9	.308
1998-99	12	1	.923
1999-00	13	1	.929
2000-01	11	1	.917
2001-02	9	4	.692
2002-03	11	3	.786
2003-04	10	4	.714
2004-05	16	0	1.000
2005-06	15	1	.938
2006-07	15	0	1.000
2007-08	12	3	.800
2008-09	7	6	.538
2009-10	12	2	.857
2010-11	9	4	.692
2011-12	7	5	.583
2012-13	11	4	.733
2013-14	12	3	.800
2014-15	11	3	.786
2015-16	14	1	.933
2016-17	14	3	.824
2017-18	11	3	.786
2018-19	11	3	.786
2019-20	12	4	.750
2020-21	11	1	.916
2021-22	13	0	1.000
2022-23	10	4	.692
2023-24	6	2	.750
36 Years	426	162	.726

2022-23 EXTRAS

WINTHROP RECORD ACCORDING TO STARTING LINEUP

K. Harrison, Johnson, Doucet, Claxton, Talford	11-4
McMahon, Johnson, Doucet, Claxton, Timmerman	1-0
K. Harrison, Johnson, Doucet, Claxton, Timmerman	1-1
Johnson, Doucet, Claxton, Talford, Timmerman	0-1
K. Harrison, McMahon, Doucet, Talford, Timmerman	0-1

WINTHROP RECORD WHEN LEADING SCORER IS...

Talford	6-3
Doucet	3-0
Timmerman	2-0
K. Harrison	2-2
Van Bibber	1-0
Johnson	1-2

WINTHROP RECORD WHEN LEADING REBOUNDER IS...

Timmerman	5-3
Doucet	4-0
Diallo	3-0
Talford	3-1
Johnson	2-1
Claxton	2-2
K. Harrison	1-0
McKelvy	1-0

WINTHROP RECORD WHEN LEADER IN ASSISTS IS..

K. Harrison	7-5
Johnson	3-1
McMahon	2-0
Doucet	2-1
Talford	2-0
Anumba	1-0
Claxton	1-0
Timmerman	1-0

WINTHROP RECORD WHEN OPPONENT...

Shoots less than 30%:	0-1
30-34%:	4-0
35-39%:	4-1
40-44%:	3-3
45-49%:	1-0
50-59%:	1-2
60-plus:	0-0
Makes 25 or more FG:	6-6
Makes fewer than 25 FG:	7-1
Makes 7 or more 3PT FG:	9-4
Makes 6 or less 3PT FG:	4-3
Makes more than 15 FTs:	3-3
Makes 15 or fewer FTs:	11-3
Commits 13 or fewer TOs:	3-6
Commits 14 or more TOs:	10-1
Scores the first point(s) of 2nd half:	6-4

WINTHROP RECORD WHEN OPPONENT HAS...

A 20-point scorer:	5-5
A 30-point scorer:	1-0
A 40-point scorer:	0-0
More than one 20-point scorer:	2-0
No players in double-figures:	0-0
1 Player in double-figures:	2-0
2 Players in double-figures:	3-0
3 Players in double-figures:	3-2
4 Players in double-figures:	3-4
5 or more players in double-figures:	2-1
6 or more players in double-figures:	0-0

Margin of Victory/Defeat

Breakdown of Eagles' margin of victory...

1	2	3	4	5	6	7	8	9	10	11-15	16-20	21-25	26+
-	1	1	1	-	1	-	2	-	1	1	1	-	4

Breakdown of Eagles' margin of defeat...

1	2	3	4	5	6	7	8	9	10	11-15	16-20	21-25	26-30+
-	2	-	-	1	1	-	-	1	1	-	1	1	-

WINTHROP CURRENT STREAKS

OVERALL

All Games	L1
Big South Games Overall	L1
Ranked opponent	L3

HOME

All Games	L1
Non-Conference Home Games	W6
Big South Home Games	L1

ROAD

All Games	W2
Big South Road Games	W4
Non-Conference Road Games	L3

NEUTRAL

At Neutral Sites	L1
Ranked opponents	L3
Unranked opponents	L1

EAGLES CURRENT STREAKS VS. BIG SOUTH OPPONENTS

Charleston Southern	W8
Gardner-Webb	W1
High Point	W1
Longwood	W2
Presbyterian College	W10
Radford	W1
UNC Asheville	L2
USC Upstate	W1

RECORD AT WINTHROP COLISEUM

Winthrop Record At Winthrop Coliseum When It Scores...

	Since 2004-05	All-Time (D1 level)
100+:	21-1	29-1
90-99:	29-0	46-1
80-89:	53-7	90-7
70-79:	61-9	118-30
60-69:	43-12	76-47
50-59:	18-15	23-38
40-49:	1-6	1-10

When Winthrop Allows () Points At Winthrop Coliseum...

100+:	1-1	1-1
90-99:	5-5	9-16
80-89:	20-10	28-31
70-79:	36-13	63-45
60-69:	61-16	111-38
50-59:	55-7	98-10
40-49:	41-2	51-4
30-39:	2-0	5-0

LAST TIME WINTHROP...

TEAM

Scored 70-79 points

77 vs. UNC Asheville, 1-18-24 (L, 82-77)

Scored 80-89 points

81 at Presbyterian College, 1-10-24 (W, 81-71)

Scored 90-99 points

92 vs. Radford, 1-13-24 (W, 92-88 in 3OT)

Scored 100+ points

113 vs. Toccoa Falls, 12-29-23 (W, 113-62)

Both Team Score 100 Points Or More

UNC Asheville, 2-26-14 (W, 107-100 in OT)

Held opponent to 40-49 points

Brevard College, 11-8-23 (W, 98-44)

Held opponent to 30-39 points

Lenoir-Rhyne, 11-20-12 (W, 59-35)

Held opponent to 20-29 points

at College of Charleston (29), 2-26-83 (L, 29-23)

Allowed 70-79 points

71 at Presbyterian College, 1-10-24 (W, 81-71)

Allowed 80-89 points

82 vs. UNC Asheville, 1-18-24 (L, 82-77)

Allowed 90-99 points

93 vs. Campbell, 2-22-23 (W, 95-93 in OT)

Allowed 100 points or more

119 at Auburn, 11-24-17 (L, 119-85)

Scored 50 in a half

vs. Toccoa Falls, 12-29-23 (52-2nd half)

Allowed 50 in a half

at Coastal Carolina, 12-2-23 (51-2nd half)

Allowed 60 in a half

vs. Gardner-Webb, 1-24-19 (62-2nd half)

Scored 60 in a half

vs. Toccoa Falls, 12-29-23 (61-1st half)

Allowed 60 in a half

vs. Gardner-Webb, 1-24-19 (62-2nd half)

Scored 70 in a half

vs. Pfeiffer, 11-13-18 (73-1st half)

Held Opponent under 20 points in a half

vs. Toccoa Falls, 11-29-22 (13-1st half)

Scored under 20 points in a half

at Radford, 2-12-21 (18-1st half)

Won in overtime

vs. Radford, 1-13-24 (W, 92-88 in 3OT)

Lost in overtime

at UNC Asheville, 2-9-17 (L, 104-101 in 2OT)

Won At The Buzzer

at Radford, 2-13-16 (W, 86-84 / Keon Johnson GW Jumper)

Lost At The Buzzer

at Fresno State, 11-10-19 (L, 77-74)

Played In Double-Overtime

vs. Charleston Southern, 2-23-19 (W, 80-78)

Played In Triple-Overtime

vs. Radford, 1-13-24 (W, 92-88)

Played Overtime In Non-Conference Game

vs. Mercer, 11-13-21 (W, 88-85 in OT)

Played Overtime In Non-Conference Home Game

vs. Furman, 11-30-16 (W, 58-57/OT)

Played Overtime In Non-Conference Road Game

at Illinois, 11-21-16 (W, 84-80/OT)

Played In Back-To-Back Overtime Games:

1-3-24 vs. Longwood / 1-6-24 at USC Upstate

Shot 50-59 percent from field

at USC Upstate, 1-6-24 (.510-Won 82-80 in OT)

Shot 60 percent or better from field

vs. Brevard College, 11-8-23 (.610-Won 98-44)

An opponent shot 50-59 percent from field

vs. UNC Asheville (.531-Lost, 82-77)

An opponent shot 60 percent or better from field

Campbell, 2-22-23 (.600-Won 95-93 in OT)

Shot 50-59 percent from the field in a half

at USC Upstate, 1-6-24 (.545-1st half)

Shot 60-69 percent from the field in a half

vs. UNC Asheville, 1-18-24 (.640-1st half)

Shot 70 percent or better from the field in a half

vs. Brevard College, 11-8-23 (.704-2nd half)

Shot 50 percent or better in each half

at Presbyterian, 1-28-23 (1st .545/2nd .609)

Pulled down 50 rebounds or more

at Coastal Carolina, 12-2-23 (51)

Allowed 50 or more rebounds

at #13 Auburn, 11-15-21 (53)

Pulled down 60 rebounds or more

vs. Pfeiffer, 11-25-19 (61)

Had 40 or more defensive rebounds

vs. Pfeiffer, 11-25-19 (45)

Had 20 Offensive rebounds

vs. Toccoa Falls, 12-29-23 (20)

Allowed opponent 20 Offensive rebounds

vs. Presbyterian, 1-4-23 (20)

Outrebounded Opponent by 20

vs Brevard College (+20/41-21, W, 98-44)

Outrebounded by 20

at Colorado State, 11-14-17 (-22/51-29, L 80-76)

Won by 20-29 points

Piedmont, 11-9-22 (W, 78-56/+22)

Won by 30-39 points

Converse, 12-31-21 (W, 78-40/+38)

Won by 40-49 points

Bob Jones, 11-28-23 (W, 90-49/+41)

Won by 50+ points

vs. Brevard College, 11-8-23 (W, 98-44/+54)

Lost by 20-29 points

at Clemson, 11-6-23 (L, 78-56/-22)

Lost by 30-39 points

at Auburn, 11-24-17 (L, 119-85)

Lost by 40-49 points

vs. Duke, 3-14-02 (L, 84-37/-47)

Lost by 50+ points

at Syracuse, 11-22-96 (L, 106-51/-55)

Hit 10 or more threes

vs. UNC Asheville, 1-18-24 (10)

Hit 15 or more threes

at Washington State, 11-22-21 (16)

Allowed 10 or more threes

at USC Upstate, 1-6-24 (11)

Allowed 15 or more threes

at Penn State, 11-7-22 (18)

Did not hit a three-pointer in a game

vs. Presbyterian College, 2-14-12 (0-8)

Held opponent without a three-pointer

at Liberty, 1-22-15 (0-10)

Shot 60 percent from three (10 made min.)

vs. Charleston Southern, 1-27-16 (17-28/.607%)

Shot 100 percent from FT Line (10 made min.)

vs. Coastal Carolina, 2-18-16 (20-20)

Shot 50 percent or less from FT Line (15 FTA min.)

at Xavier, 12-16-23 (7-for-19/37%)

Attempted 30-39 Free Throws

vs. Radford, 1-13-24 (38)

Attempted 40-49 free throws

vs. Gardner-Webb, 1-11-20 (40)

Attempted 50 or more free throws

vs. Campbell, 12-30-20 (50)

Dished out 20 or more assists

vs. Converse College, 12-31-21 (21)

Had 15 Or More Steals

vs. Brevard, 11-8-23 (15)

No Steals in a game

vs. Villanova (3/19/21)

Had 10 or More Blocks

at High Point, 2-10-18 (10)

Commit 5 or fewer turnovers in a game

at Coastal Carolina, 3-8-15 (5)

Commit 20 or more turnovers in a game

at Florida State, 12-22-23 (24)

Commit 30 or more turnovers in a game

No games since 1994-95 (no team game-by-game available prior)

Had 3 players in double-figures

at Presbyterian College, 1-10-24 (K. Harrison 19, Talford 13, Claxton 12)

Had 4 players in double-figures

vs. Radford, 1-13-24 (Talford 27, Johnson 20, Harrison 18, Anumba 11)

Had 5 or more players in double-figures

at USC Upstate, 1-6-24 (Talford 18, Doucet 15, Anumba 14, Johnson 13, K. Harrison 11)

Had 6 or more players in double-figures

vs. Toccoa Falls, 12-29-23 (Timmerman 16, Diallo 14, McKelvy 13, Moore 12,

McMahon 12, Johnson 10)

Had 7 or more players in double-figures

vs. Pfeiffer, 11-25-19 (Burns Jr. 19, Corbin 16, Ferguson 14, Jones Jr. 13, Zunic 13, King 11, Hale 10)

Played a ranked team

at #13 Auburn 11-15-22 (Lost, 89-65)

WINTHROP PLAYER...

Score 20-29 Points

1-18-24 vs. UNC Asheville (Kelton Talford, 21 / Nick Johnson, 20)

Score 30-39 Points

2-8-23 at UNC Asheville (Sin'Cere McMahon, 35)

Score 40 Or More Points

2-9-17 at UNC Asheville (Keon Johnson, 40)

Had two players score 20 or more points same game

1-13-24 vs. Radford (Kelton Talford, 27 / Nick Johnson, 20)

Hit 10 Field Goals Or More

Sin'Cere McMahon at UNC Asheville, 2-8-23 (10-of-18)

Made 10 or more free throws

Kelton Talford, 12-19-23 at South Carolina (10-of-11)

Made 5 or more threes

Noah Van Bibber, 11-17-23 vs. Holy Cross (6-of-8)

Had 20 or more rebounds

Xavier Cooks at Longwood, 2-15-17 (20)

Had 20 points, 20 rebounds same game

Xavier Cooks at Longwood, 2-15-17 (21 points, 20 rebounds)

Dish Out 10 Or More Assists

Chandler Vaudrin/Russell Jones Jr. vs. (8) High Point, 3-1-21

Record 5 Or More Steals

Cory Hightower (5, at Middle Tennessee State, 11-16-21)

Have 5 Or More Blocks

Josh Ferguson vs. ETSU, 11-17-18 (5)

Registered A Double-Double (Guard)

Adam Pickett (23 points, 12 rebounds vs. Presbyterian College, 2-13-19)

Registered A Double-Double (Forward/Center)

Yoro Diallo (14 points, 12 rebounds vs. Toccoa Falls, 12-29-23)

Two Players Record Double-Double

at Gardner-Webb, 2-15-18 (Xavier Cooks/Adam Pickett)

Registered A Triple-Double

Chandler Vaudrin (10 points, 12 rebounds, 10 assists vs. (8) High Point, 3-1-21)

2023-24 MISC. STATS

Most 1st Half Points

Winthrop 61 vs. Toccoa Falls
Opponents 47 vs. Queens

Most 2nd Half Points

Winthrop 53 vs. Brevard
Opponents 51 at Coastal

Fewest 1st Half Points

Winthrop 20 vs. Longwood
Opponents 20 vs. Brevard

Fewest 2nd Half Point

Winthrop 27 at Xavier
Opponents 24 vs. Brevard

Largest Half Time Lead

Winthrop 25 vs. Brevard
Opponents 9 at Clemson

Largest Margin of Victory

Winthrop 54 vs. Brevard
Opponents 22 at Clemson

Largest Deficit in Win

Winthrop 12 vs. Queens

Largest Deficit In Loss

Winthrop 24 at Clemson

Largest Lead In Loss

Winthrop 12 vs. Drexel

Largest Lead In Win

Winthrop 54 vs. Brevard

Most Points 1st OT

Winthrop 13 vs. Longwood
Opponents 9 at USC Upstate

Most Points 2nd OT

Winthrop 6
Opponents 6

Most Points 3rd OT

Winthrop 11
Opponents 7

Career numbers (below) only reflect NCAA D1 level

First Player To Score

Talford 9
Doucet 5
Claxton 4
Johnson 1
McKelvy 1

Talford 2 2
Anumba 1 6
Claxton 1 1
Timmerman 1 n/a
Wilson 0 2

McKelvy 4 6
Anumba 2 29
Claxton 1 12
Diallo 1 1
Van Bibber 1 1
Wilson 0 2

First Off The Bench

McMahon 16
Timmerman 12
Diallo 4
Anumba 3
McKelvy 2
Claxton 1
Harrison 1
Johnson 1
Talford 1
Van Bibber 1

Steals Leader
Johnson 8 n/a
K.Harrison 6 31
Claxton 4 31
Talford 2 10
McMahon 1 19
McKelvy 1 6
Diallo 1 1
Doucet 1 1
Timmerman 1 n/a
Wilson 0 2
Anumba 0 16

20-29 Points
Talford 4 14
Doucet 3 3
Johnson 2 7
Timmerman 1 5
Van Bibber 1 1
McMahon 0 9
Harrison 0 6

Points Leader

Sea. Car.
Talford 9 21
K.Harrison 4 14
Doucet 3 3
Johnson 3 n/a
Timmerman 2 n/a
Van Bibber 1 1
McMahon 0 10
Anumba 0 3
Claxton 0 2

Blocks Leader
Claxton 8 59
Talford 5 28
Moore 2 8
Diallo 3 3
Johnson 3 n/a
Doucet 2 2
McKelvy 2 2
K. Harrison 1 1
Timmerman 2 n/a
Wilson 0 1
Anumba 0 10

40+ Points
none

10+ Assists
none

10+ Rebounds
Talford 1 14
Timmerman 1 11
Diallo 1 1
Anumba 0 1

Rebound Leader

Sea. Car.
Timmerman 8 n/a
Talford 4 41
Claxton 4 13
Doucet 4 4
Diallo 3 3
K.Harrison 1 4
McKelvy 1 1
Johnson 2 n/a
McMahon 0 2
Moore 0 1
Anumba 0 13

Dunks
Talford 11 60
Claxton 10 88
McKelvy 5 11
Diallo 4 4
Moore 3 6
Doucet 1 1
Anumba 0 1

20+ Rebounds
none

5+ Steals
Harrison 0 1

Double-Doubles
Talford 1 12
Timmerman 1 7
Diallo 1 1
Claxton 0 1

Assist Leader

Sea. Car.
K.Harrison 13 55
Johnson 4 n/a
Doucet 3 n/a
McMahon 2 10

Double-Figures
K.Harrison 13 62
Doucet 13 13
Johnson 13 n/a
Talford 11 54
McMahon 6 37
Timmerman 6 n/a

20/20 Pts/Reb
none

Triple-Doubles
none

EAGLE EYE VIEW OF THE TEAM

LAST 10 WINS

92-88 vs. Radford, 1-13-24 (3OT)
 81-71 at Presbyterian, 1-10-24
 82-80 at USC Upstate, 1-6-24 (OT)
 68-60 vs. Longwood, 1-3-24 (OT)
 113-62 vs. Toccoa Falls, 12-29-23
 85-68 at Little Rock, 12-10-23
 88-82 vs. Queens, 12-5-23
 90-87 at Coastal Carolina, 12-2-23
 90-49 vs. Bob Jones, 11-28-23
 78-70 vs. Elon, 11-19-23

LAST 10 LOSSES

82-77, vs. UNC Asheville, 1-18-24
 67-61, at Florida State, 12-22-23
 72-62 at South Carolina, 12-19-23
 75-59 at Xavier, 12-16-23
 69-78 at Georgia, 11-24-23
 78-56 at Clemson, 11-6-23
 78-69 vs. (3) Radford, 3-3-23
 79-70 vs. USC Upstate, 2-11-23
 86-79 at UNC Asheville, 2-8-23
 69-66 at Radford, 2-4-23

Winthrop All-Time Record By Months

November	124-91 (.577)
December	135-148 (.478)
January	251-183 (.575)
February	227-147 (.601)
March	54-33 (.620)

Record By Days Of The Week Since 2012-13

Year	Monday	Tuesday	Wednesday	Thursday	Friday	Saturday	Sunday	Overall
12-13	0-0	3-3	4-5	0-1	0-0	6-8	1-0	14-17
13-14	0-0	2-1	7-5	1-0	1-0	8-5	1-2	20-13
14-15	3-1	1-0	5-3	2-2	1-1	6-5	1-1	19-13
15-16	2-0	3-2	3-2	3-2	2-1	9-1	1-1	23-9
16-17	1-0	3-0	5-0	6-2	1-1	9-3	1-1	26-7
17-18	1-0	1-4	3-1	3-2	1-3	7-2	3-0	19-12
18-19	1-0	1-3	2-2	5-3	0-0	8-4	1-0	18-12
19-20	3-1	1-0	1-1	9-3	1-1	8-3	1-1	24-10
20-21	2-0	3-0	2-0	7-0	3-1	3-0	3-0	23-1
21-22	1-2	2-2	4-1	4-0	2-0	10-3	0-1	23-9
22-23	0-1	2-2	7-4	0-1	0-1	6-8	0-0	15-17
23-24	0-1	2-1	3-0	0-1	2-2	4-2	2-0	14-6
Totals	14-6	24-18	47-24	39-17	14-11	84-44	17-7	237-127

Double Digit Deficits In A Win (Since 2012-13) (most recent in Bold/Italic)

19	2-1-23 vs. Longwood	W	76-74
15	<i>1-13-24 vs. Radford</i>	<i>W</i>	<i>92-88 (3OT)</i>
15	12-31-22 vs. UNC Asheville	W	62-60
15	11-13-21 vs. Mercer	W	88-85 OT
15	3-8-20 vs. (5) Hampton	W	76-68
15	1-25-14 vs. VMI	W	58-57
15	1-5-19 at UNCA	W	80-65
14	2-13-19 vs. PC	W	93-85
14	12-20-16 vs. Georgia Southern	W	86-84
13	1-24-15 vs. Campbell	W	71-63
12	12-5-23 vs. Queens	W	88-82
12	1-16-20 at Hampton	W	116-95
12	11-28-18 at Tennessee Tech	W	82-70
12	12-29-18 vs. Prairie View	W	76-62
12	11-21-16 at Illinois	W	84-80 OT
12	3-5-14 vs. Liberty	W	77-65
12	11-9-13 vs. Roanoke College	W	93-74
11	1-3-24 vs. Longwood	W	68-60 OT
11	1-14-23 at Campbell	W	78-74
11	2-5-22 at Hampton	W	69-57
11	1-26-22 at USC Upstate	W	95-91 OT
11	1-20-22 at Presbyterian	W	60-58
11	12-21-19 vs. Elon	W	85-80
11	1-24-18 at Longwood	W	95-78
11	1-19-17 vs. UNCA	W	76-73
11	2-26-14 vs. UNCA	W	107-100 OT
10	1-22-22 vs Gardner-Webb	W	64-62
10	2-18-21 at High Point	W	76-70
10	12-16-17 at Alabama State	W	88-80
10	1-12-18 at Charleston Southern	W	64-53
10	12-17-16 at Hampton	W	86-79
10	12-29-16 at Charleston Southern	W	84-68
10	1-24-16 at Longwood	W	82-68

Double Digit Leads In A Loss (Since 2012-13)

23	1-6-16 at UNCA	L	85-84
18	1-26-19 at PC	L	99-91
17	1-10-15 at Gardner-Webb	L	65-64
16	2-11-15 at High Point	L	73-72
15	12-7-19 vs. Coastal Carolina	L	92-88
14	11-14-17 at Colorado State	L	80-76
14	1-28-17 vs. High Point	L	83-80 OT
12	11-11-23 vs. Drexel	L	74-72
12	1-7-23 at Longwood	L	85-71
12	12-15-21 at Elon	L	63-61
12	1-17-15 vs. Radford	L	85-77
12	2-1-14 at High Point	L	65-64
12	2-19-13 at Gardner-Webb	L	65-52
11	2-6-13 at UNC Asheville	L	69-56
10	1-18-24 vs. UNC Asheville	L	82-77
10	2-21-19 at Radford	L	87-81
10	1-26-14 at Radford	L	58-57

2022-23 MISC. STATS

Three-Point Shooting

Season	Games	FGM	FGA	3pt %	Per Game
2012-13	31	180	571	.315	5.81
2013-14	33	272	686	.397	8.24
2014-15	32	251	700	.359	7.84
2015-16	32	285	786	.371	8.91
2016-17	33	313	839	.373	9.48
2017-18	31	296	792	.374	9.55
2018-19	30	372	997	.373	12.40
2019-20	34	322	931	.346	9.47
2020-21	25	210	597	.352	8.40
2021-22	32	276	734	.371	8.63
2022-23	31	278	738	.377	8.97
2024-23	20	158	445	.355	7.90
Totals	363	3,213	8,816	.364	8.85

Per Game Big South Ranking

6th
4th
5th
2nd
1st
1st
1st
1st
2nd
1st
1st
4th
-

Per Game National Ranking

209th
24th
42nd
32nd
24th
32nd
1st
21st
67th
22nd
34th
143rd
-

Total 3's Made Program Ranking

18th
5th
6th
3rd
1st
2nd
1st
2nd
15th
T5th
6th
26th
-

BY THE NUMBERS

UNDER PROSSER (2021-present) (84 games)

WINTHROP-----

PPG: 75.61

FG%: .474

3PT FG%: .368 (8.5 per game)

FT %: .717

RPG (OFF/TOT): 9.0/33.7

APG: 12.4

TOPG: 14.0

BPG: 2.8

SPG: 6.0

OPPONENTS-----

PPG: 71.75

FG%: .441

3PT FG%: .345 (8.3 per game)

FT %: .727

RPG (OFF/TOT): 10.5/33.1

APG: 12.5

TOPG: 13.0

BPG: 3.5

SPG: 7.3

Winthrop All-Time 1,000 Points

<u>Name</u>	<u>Points (games)</u>
1. Keon Johnson (2013-17)	2,076 (128)
2. Charles Brunson (1979-82)	1,850 (92)
3. Xavier Cooks (2014-18)	1,778 (127)
4. LaShawn Coulter (1990-95)	1,663 (112)
5. Tyson Waterman (1995-00)	1,461 (111)
6. Fred McKinnon (1983-86)	1,427 (86)
7. Torrell Martin (2003-07)	1,387 (108)
8. Mark Hailey (1989-93)	1,384 (111)
9. Mike Gaither (1981-84)	1,302 (100)
10. Bennie Bennett (1978-81)	1,296 (100)
11. Andre Jones (2008-12)	1,291 (123)
12. Michael Jenkins (2004-08)	1,253 (131)
13. Tyrone Walker (2000-04)	1,245 (114)
14. Greg Washington (1985-89)	1,224 (111)
15. Tim Raxter (1978-82)	1,1193 (128)
16. Reggie Middleton (2008-12)	1,185 (116)
17. James Shuler (2002-06)	1,160 (116)
18. Craig Bradshaw (2003-07)	1,158 (123)
18. Kelton Talford (2020-present)	1,158 (105)
20. Josh Ferguson (2016-20)	1,114 (127)
21. Eddie Gay (1989-93)	1,079 (108)
22. Andre Smith (2011-15)	1,071 (125)
23. Carlo Wilkins (1990-94)	1,020 (109)
24. Pierre Wooten (1998-03)	1,019 (120)
25. Chris Gaynor (2004-08)	1,000 (129)
26. Keon Moore (2013-15)	1,000 (61)
27. Bjorn Broman (2015-19)	1,000 (125)

Winthrop All-Time 500 Rebounds

<u>Name</u>	<u>Rebounds (games)</u>
1. Xavier Cooks (2014-18)	983 (127)
2. Charles Brunson (1978-82)	913 (92)
3. Josh Ferguson (2016-20)	741 (127)
4. Tyrone Walker (2000-04)	701 (115)
5. Chad Steele (1993-97)	692 (106)
6. George Valentine (2007-12)	676 (131)
7. Mark Hailey (1989-93)	675 (111)
8. Tim Raxter (1978-82)	652 (128)
9. Charles Corbin (2007-11)	648 (115)
10. Eddie Gay (1989-93)	637 (108)
11. Mantoris Robinson (2006-10)	592 (126)
12. Allen Washington (1983-86)	590 (78)
12. Kelton Talford (2020-present)	590 (105)
14. Craig Bradshaw (2003-07)	573 (123)
15. Greg Washington (1985-89)	566 (111)
16. Donnie Creamer (1978-80)	546 (61)
17. Ronnie Creamer (1978-80)	545 (62)
18. Greg Lewis (1999-02)	542 (67)
19. Chase Claxton (2019-present)	531 (136)
20. Torrell Martin (2003-07)	525 (108)



WINTHROP
B A S K E T B A L L

2023-24 STARTERS BY GAME

DATE	OPPONENT	G	G	G/F	F	F/C
11/6	at Clemson	Harrison	Johnson	Doucet	Claxton	Timmerman
11/8	Brevard College	Harrison	Johnson	Doucet	Claxton	Talford
11/11	Drexel	Harrison	Johnson	Doucet	Claxton	Talford
11/17	Holy Cross	Harrison	Johnson	Doucet	Claxton	Talford
11/18	IUPUI	Harrison	Johnson	Doucet	Claxton	Talford
11/19	Elon	Harrison	Johnson	Doucet	Claxton	Talford
11/24	at Georgia	Harrison	McMahon	Doucet	Talford	Timmerman
11/28	Bob Jones	Harrison	Johnson	Doucet	Claxton	Talford
12/2	at Coastal Carolina	Harrison	Johnson	Doucet	Claxton	Talford
12/5	Queens	Harrison	Johnson	Doucet	Claxton	Talford
12/10	at Little Rock	Harrison	Johnson	Doucet	Claxton	Talford
12/16	at Xavier	Harrison	Johnson	Doucet	Claxton	Talford
12/19	at South Carolina	Johnson	Doucet	Claxton	Talford	Timmerman
12/22	at Florida State	Harrison	Johnson	Doucet	Claxton	Talford
12/29	Toccoa Falls	McMahon	Johnson	Doucet	Claxton	Timmerman
1/3	Longwood	Harrison	Johnson	Doucet	Claxton	Talford
1/6	at USC Upstate	Harrison	Johnson	Doucet	Claxton	Talford
1/10	at Presbyterian College	Harrison	Johnson	Doucet	Claxton	Talford
1/13	Radford	Harrison	Johnson	Doucet	Claxton	Timmerman
1/18	UNC Asheville	Harrison	Johnson	Doucet	Claxton	Talford

2023-24 SPECIALTY STATS

DATE/OPPONENT	IN PAINT	OFF-TO	2ND CHANCE	FAST BREAK	BENCH	TIES/LEAD	LARGEST	BIGGEST
	(WU/OPP)	(WU/OPP)	(WU/OPP)	(WU/OPP)			LEAD	DEFICIT
11/6 at Clemson	26/26	8/11	7/6	0/9	17/27	0/0	-	24
11/8 Brevard	58/4	38/11	16/2	13/3	35/20	0/4	54	1
11/11 Drexel	38/42	5/14	15/17	2/11	11/16	0/5	12	2
11/17 Holy Cross	30/26	22/8	13/7	5/5	49/24	0/0	41	-
11/18 IUPUI	32/28	21/18	18/15	11/9	22/29	0/0	21	-
11/19 Elon	34/22	18/8	10/18	13/4	29/17	4/3	10	11
11/24 at Georgia	36/30	11/8	13/7	9/13	14/27	1/3	4	15
11/28 Bob Jones	32/22	27/13	6/4	19/7	46/12	0/0	41	-
12/2 at Coastal Carolina	38/36	14/17	25/17	8/8	35/20	6/13	13	7
12/5 Queens	44/40	14/19	15/9	9/22	29/10	4/2	7	12
12/10 at Little Rock	40/32	12/18	4/8	9/14	38/20	0/0	24	-
12/16 at Xavier	28/38	13/9	13/12	0/27	19/16	3/1	2	16
12/19 at South Carolina	16/40	13/18	11/16	8/6	8/17	1/2	1	11
12/22 at Florida State	20/26	10/21	10/12	2/12	14/22	12/13	6	8
12/29 Toccoa Falls	64/14	22/10	19/9	24/7	57/15	0/2	51	1
1/3 Longwood	32/44	18/19	15/12	6/10	11/18	5/2	8	11
1/6 at USC Upstate	34/38	26/17	4/12	4/8	23/30	6/4	10	9
1/10 at Presbyterian College	30/36	12/13	4/13	4/2	20/34	0/0	13	-
1/13 Radford	36/32	6/12	12/11	5/8	47/8	17/19	5	15
1/18 UNC Asheville	26/28	15/15	4/7	8/16	16/14	7/9	7	10
Totals	702/636	326/297	233/222	157/217	553/402	63/81	Largest - 54	Biggest - 24
Averages	35.1/31.8	16.3/14.8	11.7/11.1	7.8/10.8	27.6/20.1			

MARK PROSSER

Mark Prosser enters his third season at the helm of the men's basketball program.

Prosser became the 7th head coach in Winthrop men's basketball history when he was introduced Apr. 2., 2021.

The Eagles battled through a injury-riddled 2022-23 and finished the season 15-17 overall and 10-8 in the Big South.

In his first season with the Eagles he guided them to the Big South Conference Championship game and a 23-win season.

The 23 wins were the most by any coach in program history in their first season. It was the third time a first-year head coach won 20 or more games.

He joined Gregg Marshall as the only coaches in program history to begin conference play 5-0 in their first season.

On Nov. 27, 2021 he led the Eagles to the program's first ever win over a PAC-12 opponent with an 82-74 victory at Washington.

The Eagles posted a 13-0 home record, just the third time in program history a team finished with a perfect record at home.

Prosser has spent the previous three seasons as the head coach of the Western Carolina men's basketball program and is no stranger to Winthrop. In April of 2012, Prosser was hired as an assistant coach under Pat Kelsey and then served as Associate Head Coach from August of 2013 until his departure to Western Carolina in the spring of 2018.

Before departing for Western Carolina, Prosser played a role in helping bring the Winthrop men's basketball program back to the top of the Big South Conference, which was achieved when the Eagles captured the 2017 Big South Conference Championship and returned to the NCAA Tournament.

"My family and I could not be more excited to come home to Winthrop University and the Rock Hill community," said Prosser. "We'd like to thank Dr. Halpin, Dr. Hynd, the Board of Trustees and the entire Winthrop community for entrusting us with one of the most prestigious college basketball programs in the country."

In just his second season at the helm of the Catamounts program, Prosser led the team to a 12-win improvement to finish the season at 19-12. It was the second-most improved mark across NCAA Division I men's basketball. That season the team reached the Southern Conference semifinals before falling to eventual champion ETSU. That season Prosser's achievement was recognized by College Insider as he was honored as the Skip Prosser 'Man of the Year' award, which is named after his father.

Winthrop has been one of the top three-point shooting teams in the Big South Conference and nationally over the last 5-6 years and Prosser's teams in three seasons averaged 9.15 threes per game, which included a program record for a single-season with 302 in 2019-20. In 2018-19 the team set the program record for threes in a single-season, which now sits as the second-most.

Prosser began his coaching career as an assistant coach with Wofford College in Mike Young's first season (2002-03). During that season the Terriers posted a 14-15 mark, which included a 79-77 victory at Virginia Tech. In the Southern Conference, Wofford

posted an 8-8 record and advanced to the quarterfinals of the conference tournament.

Following his year at Wofford, Prosser headed to Bucknell as an assistant from 2003-08 under Pat Flannery.

It was at Bucknell that Prosser experienced the most post-season success as the Bison scored two NCAA Tournament upset victories during his tenure. In 2005, the 14th-seeded Bison upset No. 3 Kansas in the first round, earning the award for "Best Upset" at the 2005 ESPY Awards, and finished the year ranked 25th overall nationally with a 23-10 record. The following season, No. 9 seed Bucknell defeated No. 8 Arkansas in March Madness.

In 2005-06, the Bison went undefeated in Patriot League play, the first team to do so in conference history. The team was ranked in the top 25 for the first time in school history and featured Patriot League Player of the Year Charles Lee. For the NCAA Tournament, the Bison were seeded 9th and defeated Arkansas in the first round. In the second round they were defeated by Memphis to end the season at 27-5, the best record in school history.

While at Bucknell, Prosser signed 2008 Patriot League All-Freshman team selection Todd O'Brien and was involved in the player development of Charles Lee, who went on to sign a professional contract with the NBA's San Antonio Spurs. Lee was a three-time All-Patriot League selection and the 2006 Patriot League Player of the Year.

In the summer of 2008, Prosser returned to the sidelines at Southern Conference-member Wofford. During his first season back in Spartanburg in 2008, the Terriers set a school record with 12SoCon wins. In addition, the team posted its first winning overall record since moving to the NCAA Division I level. The following year, Prosser helped Wofford reach a school-record 26 wins along with the Southern Conference Championship and a trip to the NCAA Tournament.

All told, with Prosser on the bench in Spartanburg, the Terriers posted a 63-36 (.636) overall record, highlighted by back-to-back SoCon regular season and tournament championships, and consecutive appearances in the NCAA Tournament. He helped Wofford to a then school-record 26 victories in 2009-10 with a second 20-win season in 2010-11 with a squad that led the SoCon in assists and was also first in assist/turnover margin. Wofford also was eighth in the nation in 3-point percentage and 12th in overall field goal percentage.

Prosser was instrumental in the development of three-time first-team All-SoCon selection Noah Dahlman, a post player who scored more than 2,000 career points and was twice dubbed SoCon Tournament MVP.

A native of Wheeling, W.Va., Prosser played collegiately at Marist College in Poughkeepsie, N.Y., before a knee injury ended his career prematurely. He began his coaching career as a student assistant coach at Marist until his graduation in 2002, helping the Red Foxes to a share of the Metro-Atlantic Athletic Conference (MAAC) regular season title in 2001-02.

Prosser and his wife Emily are the parents of two -- a daughter, Ava Grayce and a son, Declan.



Career Record

Winthrop: 51-33

Career: 93-109

Big South: 28-11

Coaching Experience

1999-2002

Marist

Student Assistant

2002-03

Wofford College

Assistant Coach

2003-08

Bucknell

Assistant Coach

2008-11

Wofford College

Assistant Coach

2011-12

Brevard College

Head Coach

2012-2013

Winthrop

Assistant Coach

2013-18

Winthrop

Associate Head Coach

2018-21

Western Carolina

Head Coach

2021-present

Winthrop

Head Coach

Playing Experience

1998-99

Marist

MARK PROSSER ERA



Prosser Facts

- Hired as the 7th head coach in Winthrop men's basketball history on Apr. 2, 2021
- Earned his first win at Winthrop on Nov. 9, 2021 with a 110-78 victory over Mary Baldwin as all seven head coaches in program history won in their debut
- Became the 3rd Winthrop coach in program history to win 20 games in first season
- First Winthrop coach to 14 league wins in first season and one of only two to do so in league history (Terry Truax of Towson - 14 in 1992-93)
- Became the 4th coach in program history to begin Winthrop career 2-0
- Prosser and Marshall are also the only coaches to start Big South career 5-0
- Joined Dan Kenney and Gregg Marshall as the only Winthrop coach to get a win in their first Big South Conference regular season contest
- Led Eagles to first ever win over PAC 12 opponent with an 82-74 win at Washington on Nov. 27, 2021
- The win at Washington was the first over a Power 5 team in his career (8th meeting ever vs. Power 5 and is now 1-7)
- Has been on staff for nine conference championship title games and five NCAA Tournament appearances
- Between being the head coach and an assistant coach he's represented Winthrop in 202 games on the bench

WINTHROP 1ST YEAR HEAD COACHING RECORDS

Mark Prosser	23-9
Nield Gordon	22-9
Gregg Marshall	21-8 (29 game season)
Randy Peele	20-11
Pat Kelsey	14-17
Dan Kenney	14-16
Steve Vacendak	8-20 (28 game season)

PROSSER TRENDS

	<u>WIN</u>	<u>Career</u>
Lead at the half:	37-9	68-22
Trail at the half:	12-22	21-83
Tied at the half:	2-2	4-4
Double-Figure leads at the half:	17-0	30-1
Double-Figure deficit at the half:	3-10	6-42
Score 100+:	3-0	8-0
Score 90+:	11-0	26-1
Score 80+ :	27-4	51-14
Score 70+:	39-9	80-36
Score 60+:	46-26	87-89
Score less than 60:	1-8	1-30
Allow 100+:	0-0	0-3
Allow 90+:	2-3	6-19
Allow 80+:	11-11	24-52
Allow 70+:	23-28	50-89
Allow 60+:	37-31	72-105
Allow less than 60 points:	14-0	21-2
Shoot 50% or better:	33-2	56-12
Shoot 40% or better:	48-19	82-67
Shoot 70% or better at FT Line:	30-21	54-56
Shoot 80% or better at FT Line:	14-9	26-19
Higher field goal percentage:	46-5	80-19
Lower field goal percentage:	5-28	13-89
Same field goal percentage:	0-0	0-1
Outrebound opponent:	29-5	61-34
Outrebound opponent 10+:	16-1	29-6
Outrebounded by opponent:	21-27	27-68
Rebounds are even:	1-1	4-7
More free throw attempts:	45-17	68-52
Fewer free throw attempts:	5-14	22-61
Free throw attempts are even:	1-2	3-6
Make 7+ 3's:	41-18	76-67
Make 10+ 3's:	28-8	53-25
Day games:	19-11	45-43
Night games:	32-22	47-66
Morning games:	0-0	1-0
Games on Monday:	2-3	4-8
Games on Tuesday:	6-5	8-10
Games on Wednesday:	14-5	21-30
Games on Thursday:	4-2	7-8
Games on Friday:	4-3	5-10
Games on Saturday:	20-13	44-41
Games on Sunday:	2-1	4-2

Games Decided By:

1 point:	4-1
2 points:	10-6
5 points or less:	25-25
6-9 points:	24-24
Double-figures:	42-60

PROSSER ALL-TIME RECORD vs. OPPONENTS

Team	Games	Overall	Home	Road	Neutral	BSC Tourney	PF	PA
Anderson (S.C.)	2	1-1	0-1	1-0	0-0	0-0	145	140
Auburn	1	0-1	0-0	0-1	0-0	0-0	65	89
Barton	1	0-1	0-0	0-0	0-1	0-0	55	89
Belmont Abbey	1	0-1	0-1	0-0	0-0	0-0	80	90
Brevard	1	1-0	1-0	0-0	0-0	0-0	98	44
Bryan	1	1-0	1-0	0-0	0-0	0-0	70	64
Bob Jones	1	1-0	1-0	0-0	0-0	0-0	90	49
Bowling Green	1	0-1	0-0	0-1	0-0	0-0	52	73
Campbell	3	3-0	2-0	1-0	0-0	0-0	247	239
Carson-Newman	2	0-2	0-1	0-1	0-0	0-0	108	153
Carver College	1	1-0	0-0	0-0	1-0	0-0	83	52
Catawba College	2	0-2	0-1	0-1	0-0	0-0	106	135
Charleston Sou.	4	4-0	2-0	2-0	0-0	0-0	313	282
Chattanooga	6	3-3	1-2	2-1	0-0	0-0	466	470
Citadel	7	5-2	3-0	2-1	0-1	0-0	604	579
Clemson	1	0-1	0-0	0-1	0-0	0-0	56	78
Coastal Carolina	3	1-2	0-1	1-1	0-0	0-0	235	247
College of Charleston	2	1-1	0-1	1-0	0-0	0-0	150	147
Converse	1	1-0	1-0	0-0	0-0	0-0	78	40
Drexel	1	0-1	0-0	0-0	0-0	0-0	72	74
Duquesne	1	0-1	0-0	0-1	0-0	0-0	57	74
Eastern Michigan	1	1-0	0-0	0-0	1-0	0-0	101	87
Elon	2	1-1	1-0	0-1	0-0	0-0	139	133
ETSU	7	0-7	0-3	0-3	0-1	0-0	477	567
Florida State	2	0-2	0-0	0-2	0-0	0-0	135	146
Furman	8	1-7	1-3	0-4	0-0	0-0	576	644
Gardner-Webb	6	5-1	2-1	2-0	1-0	1-0	439	399
Georgia	2	0-2	0-0	0-2	0-0	0-0	141	169
Hampton	1	0-0	1-0	0-0	0-0	0-0	69	57
Hartford	1	1-0	1-0	0-0	0-0	0-0	82	75
High Point	5	2-3	1-0	0-3	1-0	1-0	333	351
Hiwassee	1	1-0	1-0	0-0	0-0	0-0	94	55
Holy Cross	1	1-0	1-0	0-0	0-0	0-0	89	51
IUPUI	1	1-0	1-0	0-0	0-0	0-0	74	61
Iowa	1	0-1	0-0	0-1	0-0	0-0	60	78
Jacksonville	2	2-0	1-0	1-0	0-0	0-0	173	159
Jacksonville State	1	0-1	0-0	0-0	0-1	0-0	53	84
Lees-McRae	1	1-0	1-0	0-0	0-0	0-0	71	55
Lenoir-Rhyne	2	1-1	1-0	0-1	0-0	0-0	133	130
Little Rock	1	1-0	0-0	1-0	0-0	0-0	85	68
Lincoln Memorial	2	0-2	0-1	0-1	0-0	0-0	101	153
Longwood	5	2-3	2-0	0-2	0-1	0-1	361	390
LSU	1	0-1	0-0	0-1	0-0	0-0	81	89
Mars Hill	2	2-0	1-0	1-0	0-0	0-0	169	156
Mary Baldwin	1	1-0	1-0	0-0	0-0	0-0	110	78
Mercer	9	4-5	3-1	0-4	1-0	0-0	690	671
Middle Tennessee	2	1-1	1-0	0-1	0-0	0-0	141	144
Mississippi State	1	0-1	0-0	0-0	0-1	0-0	63	84
Montevallo	1	0-1	0-1	0-0	0-1	0-0	40	83
Mount Olive	1	0-1	0-0	0-1	0-0	0-0	78	100
Newberry	3	1-2	1-1	0-1	0-0	0-0	239	261
North Carolina A&T	3	3-0	2-0	1-0	0-0	0-0	258	216
North Carolina State	1	0-1	0-0	0-1	0-0	0-0	67	100
North Georgia	1	0-1	0-0	0-1	0-0	0-0	66	75
North Greenville	1	0-1	0-0	0-1	0-0	0-0	61	68
Penn St.	1	0-1	0-0	0-1	0-0	0-0	68	93
Piedmont	3	3-0	3-0	0-0	0-0	0-0	282	161
Presbyterian	5	5-0	2-0	3-0	0-0	0-0	364	320
Queens	1	1-0	1-0	0-0	0-0	0-0	88	82
Radford	5	2-3	2-1	0-1	0-1	0-1	337	349
Samford	5	3-2	2-0	1-2	0-0	0-0	422	391
SMU	1	0-1	0-0	0-1	0-0	0-0	65	98
South Carolina	1	0-1	0-0	0-1	0-0	0-0	62	72
South Carolina St.	1	1-0	1-0	0-0	0-0	0-0	81	67
Southern Miss	2	0-2	0-0	0-0	0-2	0-0	115	145
Stetson	1	1-0	0-0	1-0	0-0	0-0	70	64
Tennessee Tech	2	2-0	1-0	1-0	0-0	0-0	165	151
Toccoa Falls	2	2-0	2-0	0-0	0-0	0-0	212	114
Troy	1	0-1	0-0	0-0	0-1	0-0	64	66
Tusculum	2	0-2	0-1	0-1	0-0	0-0	113	140
UNC Asheville	9	6-3	3-1	3-2	0-0	0-0	623	693
UNC Greensboro	6	1-5	0-3	1-2	0-0	0-0	393	465
UNC Wilmington	1	1-0	0-0	0-0	1-0	0-0	98	76
USC Upstate	5	3-2	1-1	2-1	0-0	0-0	398	379
Vanderbilt	1	0-1	0-0	0-1	0-0	0-0	63	77
VCU	1	0-1	0-0	0-1	0-0	0-0	68	93
VMI	7	2-5	1-2	1-2	0-1	0-0	547	575
Wake Forest	1	0-1	0-0	0-1	0-0	0-0	64	71
Washington	1	1-0	0-0	1-0	0-0	0-0	82	74
Washington State	1	0-1	0-0	0-1	0-0	0-0	86	92
Wingate	2	0-2	0-1	0-1	0-0	0-0	110	147
Wofford	6	2-4	1-2	1-2	0-0	0-0	405	474
Wright State	1	0-1	0-0	0-1	0-0	0-0	73	96
Xavier	2	0-2	0-0	0-2	0-0	0-0	120	149
Young Harris	2	0-2	0-1	0-1	0-0	0-0	140	171
TOTALS	202	93-109	53-32	31-65	6-11	2-2	14,842	14,346

WINTHROP'S ALL-TIME 30/40-POINT GAMES

40-POINT GAMES

Melvin Branham (Jr.)	45	Jan. 10, 1994 at Charleston Southern
David McMahan	42	Jan. 15, 1996 vs. Coastal Carolina
Keon Johnson	40	Feb. 9, 2017 at UNC Asheville
Michael Jenkins	40	Nov. 10, 2006 vs. North Greenville
Fred McKinnon	40	Nov. 29, 1985 vs. Morris College

30-POINT GAMES

Keon Johnson	39	Feb. 4, 2017 vs. Campbell
Mike Gaither	39	Nov. 18, 1982 vs. Coker College (Clover, SC)
Keon Johnson	38	Nov. 21, 2016 at Illinois
Jimmy Gavin	38	Nov. 27, 2015 at North Carolina State (Raleigh, NC)
Greg Lewis	38	Dec. 21, 1999 vs. UNC Greensboro
Keon Johnson	37	Dec. 31, 2016 vs. Radford
Robbie Waldrop	37	Feb. 12, 1998 at Charleston Southern
Xavier Cooks	36	Feb. 15, 2018 at Gardner-Webb
Keon Johnson	36	Jan. 27, 2016 vs. Charleston Southern
Fred McKinnon	36	Feb. 2, 1985 at Livingstone College
Charles Brunson	36	Nov. 25, 1980 at Voorhees
Sin'Cere McMahon	35	Feb. 8, 2023 at UNC Asheville
Nych Smith	35	Jan. 26, 2019 at Presbyterian College
Fred McKinnon	35	Jan. 16, 1986 vs. Central Wesleyan College
Charles Brunson	35	Feb. 4, 1982 vs. Erskine
Charles Brunson	35	Dec. 10, 1980 at Belmont Abbey
David McMahan	34	Dec. 30, 1995 at Georgia State
Charles Brunson	34	Nov. 22, 1980 at Morris College
Charles Brunson	34	Nov. 19, 1980 vs. Allen University
Patrick Good	33	Nov. 22, 2021 at Washington State
Andre Jones	33	Dec. 27, 2011 at Georgia
Michael Jenkins	33	Mar. 6, 2008 vs. UNC Asheville (Big South Tourney Championship game)
Greg Lewis	33	Feb. 18, 2002 vs. Coastal Carolina
George Henson	33	Feb. 10, 1990 at Campbell
Shaun Wise	33	Dec. 28, 1989 at US International
Charles Brunson	33	Jan. 11, 1981 at Webber College
Josh Ferguson	32	Dec. 7, 2019 vs. Coastal Carolina
Keon Johnson	32	Feb. 13, 2016 at Radford
Keon Johnson	32	Dec. 31, 2015 vs. Campbell
Keon Johnson	32	Nov. 24, 2015 at USC Upstate
Torrell Martin	32	Feb. 24, 2007 at Coastal Carolina
Torrell Martin	32	Feb. 20, 2006 at Liberty
Melvin Branham (Jr.)	32	Jan. 27, 1994 at Towson State
Mark Hailey (Sr.)	32	Feb. 20, 1993 vs. Radford
Eddie Gay (Sr.)	32	Dec. 13, 1992 vs. The Citadel
Charles Brunson	32	Jan. 16, 1982 at USC-Aiken
Charles Brunson	32	Jan. 15, 1981 at USC-Spartanburg
Patrick Good	31	Jan. 20, 2022 at Presbyterian College
Keon Johnson	31	Mar. 3, 2017 vs. #4 Gardner-Webb
Keon Johnson	31	Mar. 2, 2017 vs. #8 Charleston Southern
Keon Johnson	31	Jan. 28, 2017 vs. High Point
Jimmy Gavin	31	Mar. 6, 2016 vs. UNC Asheville (Buies Creek, NC-Big South Tourney Championship game)
Jimmy Gavin	31	Feb. 27, 2016 at Campbell
Torrell Martin	31	Dec. 4, 2006 at #12 Wisconsin
Ted Houpt	31	Feb. 12, 1987 at Howard University
Fred McKinnon	31	Nov. 22, 1985 vs. Wingate
Charles Brunson	31	Feb. 8, 1982 vs. Presbyterian College
Donnie Creamer	31	Dec. 9, 1978 at Erskine
Patrick Good	30	Feb. 19, 2022 at UNC Asheville
D.J. Burns Jr.	30	Nov. 9, 2021 vs. Mary Baldwin
Xavier Cooks	30	Dec. 5, 2017 at Georgia
Keon Johnson	30	Dec. 19, 2015 at Georgia Southern
Keon Moore	30	Jan. 3, 2015 vs. High Point
Tyson Waterman	30	Feb. 12, 1999 vs. Charleston Southern
Ronnie Creamer	30	Jan. 15, 1979 at Francis Marion
LaShawn Coulter	30	Jan. 21, 1995 at UNC Asheville
Mark Hailey (Jr.)	30	Nov. 23, 1991 vs. Averett College
Greg Washington	30	Dec. 15, 1988 vs. East Carolina
Fred McKinnon	30	Feb. 10, 1985 vs. Armstrong State
Ronnie Creamer	30	Nov. 18, 1978 vs. Catawba

Indv./Team Most Points Single-Game

Top 10 Individual Scoring Performances Home/Away

Home

42	David McMahan	(vs. Coastal Carolina, 1-15-96)
40	Michael Jenkins	(vs. North Greenville, 11-10-06)
	Fred McKinnon	(vs. Morris College, 11-29-85)
	Keon Johnson	(at UNC Asheville, 2-9-17)
39	Keon Johnson	(vs. Campbell, 2-4-17)
38	Greg Lewis	(vs. UNC Greensboro, 12-21-99)
37	Keon Johnson	(vs. Radford, 12-31-16)
36	Keon Johnson	(vs. Charleston Southern, 1-27-16)
35	Fred McKinnon	(vs. Central Wesleyan College, 1-16-86)
	Charles Brunson	(vs. Erskine College, 2-4-82)

Away

45	Melvin Branham Jr.	(at Charleston Southern, 1-10-94)
40	Keon Johnson	(at UNC Asheville, 2-9-17)
38	Keon Johnson	(at Illinois, 11-21-16)
	Jimmy Gavin	(at N.C. State, 11-27-15)
37	Robbie Waldrop	(at Charleston Southern, 2-12-98)
36	Xavier Cooks	(at Gardner-Webb, 2-15-18)
	Fred McKinnon	(at Livingstone College, 2-2-85)
	Charles Brunson	(at Voorhees, 11-25-80)
35	Sin'Cere McMahon	(at UNC Asheville, 2-8-23)
	Nych Smith	(at Presbyterian College, 1-26-19)
	Charles Brunson	(at Belmont Abbey, 12-10-80)
34	Charles Brunson	(at Mooris College, 11-22-80)
33	Patrick Good	(at Washington State, 11-22-21)
	Andre Jones	(at Georgia, 12-27-11)
	Michael Jenkins	(at UNC Asheville, 3-6-08)
	George Henson	(at Campbell, 2-10-90)
	Shaun Wise	(at U.S. International, 12-28-89)
	Charles Brunson	(at Webber College, 1-11-81)

Top 5 Individual Scoring Performances vs. Big South Opponents

All Games

45	Melvin Branham Jr.	(at Charleston Southern, 1-10-94)
42	David McMahan	(vs. Coastal Carolina, 1-15-96)
40	Keon Johnson	(at UNC Asheville, 2-9-17)
39	Keon Johnson	(vs. Campbell, 2-4-17)
37	Keon Johnson	(vs. Radford, 12-31-16)

Home

42	David McMahan	(vs. Coastal Carolina, 1-15-96)
39	Keon Johnson	(vs. Campbell, 2-4-17)
37	Keon Johnson	(vs. Radford, 12-31-16)
36	Keon Johnson	(vs. Charleston Southern, 1-27-16)
32	Keon Johnson	(vs. Campbell, 12-31-15)

Away

45	Melvin Branham Jr.	(at Charleston Southern, 1-10-94)
40	Keon Johnson	(at UNC Asheville, 2-9-17)
36	Xavier Cooks	(at Gardner-Webb, 2-15-18)
35	Sin'Cere McMahon	(at UNC Asheville, 2-8-23)
	Nych Smith	(at Presbyterian College, 1-26-19)
33	George Henson	(at Campbell, 2-10-90)
32	Keon Johnson	(at Radford, 2-13-16)
	Torrell Martin	(at Coastal Carolina, 2-24-07)
	Torrell Martin	(at Liberty, 2-20-06)
	Melvin Branham Jr.	(at Towson St., 1-27-94)

Most Point In Home/Away Game (Top 10)

Home

134	Pfeiffer, 11-13-18	W, 134-99
132	Morris, 11-29-85	W, 132-73
130	Johnson & Wales, 12-12-96	W, 130-33
127	Pfeiffer, 11-25-19	W, 127-83
116	Warren Wilson, 11-24-18	W, 116-76
116	Rio Grande (OH), 12-28-15	W, 116-84
113	Toccoa Falls, 12-29-23	W, 113-62
110	Mary Baldwin	W, 110-78
109	Hiwassee, 12-16-18	W, 109-66
109	Catawba, 11-18-78	W, 109-92
108	VMI, 1-6-07	W, 108-76
108	U.S. International, 1-12-91	W, 108-81

Away

116	at Hampton, 1-16-20	W, 116-95
109	at VMI, 1-31-07	Won, 109-76
107	at USC Upstate, 12-13-20	Won, 107-77
102	at Pembroke St., 1-10-86	Won, 102-99
101	at UNC Asheville, 2-9-17	Lost, 104-101
101	at Charleston Sou., 1-10-94	Won, 101-96
101	at Central Connecticut, 12-4-92	Won, 101-93
101	at Benedict College, 2-20-86	Won, 101-76
97	at USC Aiken, 1-14-82	Won, 97-90
97	at Wofford, 1-31-80	Won, 97-78

Most Points Home/Away vs. Big South Opponents (Top 10)

Home

108	vs. VMI, 1-6-07	Won, 108-76
107	vs. UNCA, 2-26-14	Won, 107-100 (OT)
106	vs. VMI, 2-4-09	Lost, 110-106 (OT)
104	vs. UNCA	Won, 104-71
101	vs. Hampton, 2-9-19	Won, 101-91
100	vs. Coastal Carolina, 2-18-02	Won, 100-74
99	vs. Gardner-Webb, 1-11-20	Won, 99-95 (3OT)
98	vs. Armstrong St., 2-17-86	Won, 98-81
98	vs. VMI, 2-8-06	Won, 98-65
97	vs. Gardner-Webb	Won, 97-88
97	vs. Towson St., 2-23-95	Won, 97-93
96	vs. VMI, 1-7-10	Won, 96-63

Away

116	at Hampton, 1-16-20	W, 116-95
107	at USC Upstate, 12-13-20	W, 107-77
101	at UNC Asheville, 2-9-17	Lost, 104-101
101	at Charleston Sou., 1-10-94	Won, 101-96
95	at USC Upstate, 1-26-22	Won, 95-91 OT
95	at Longwood, 1-24-18	Won, 95-78
94	at Coastal Carolina, 1-7-94	Lost, 103-94
93	at Presbyterian Col., 2-25-17	Won, 93-56
93	at UMBC, 1-25-93	Lost, 99-93
91	at Presbyterian College, 1-26-19	Lost, 99-91
90	at Gardner-Webb, 2-15-18	Won, 90-71
90	at Towson St., 2-23-95	Lost, 92-90
90	at UNC Asheville, 2-5-90	Won, 90-89
90	at Radford, 1-14-05	Won, 90-75

WINTHROP TEAM/INDIVIDUAL RECORDS

MISC. RECORDS

Most Games Played	39 (1980-81/31-8)
Most Wins	31 (1980-81)
Most Wins (D1 member)	29 (2006-07)
Fewest Wins	4 (1993-94)
Most Losses	23 (1993-94)
Fewest Losses	5 (2006-07)
Best Winning Percentage	.818 (29-5/2006-07)
Worst Winning Percentage	.148 (4-23/1993-94)
Most Home Wins	16 (2004-05)
Most Home Wins In Winthrop Coliseum	16 (2004-05)
Most Home Losses	11 (1991-92)
Most Home Losses In Winthrop Coliseum	11 (1991-92)
Most Road Wins	12 (1978-89/2006-07/2016-17)
Most Road Losses	13 (1993-94)
Longest Winning Streak	21 (2019-20 to 2020-21)
Longest Winning Streak (single-season)	19 (2006-07)
Longest Losing Streak	13 (1986-87)
Most Big South Wins	15 ('04-05/'16-17/'19-20)
Most Big South Losses	15 (1993-94)
Longest Winning Streak (Big South)	16 (2006-07/single-season)
Longest Winning Streak (Big South)	22 (2004-05 to 2005-06)
Longest Losing Streak (Big South)	10 (1993-94/single-season)
Longest Losing Streak (Big South)	14 (1993-94 to 1994-95)

SINGLE-GAME RECORDS (Team)

Most Points Scored	134, vs. Pfeiffer (11-13-18)
Largest Margin of Victory	97 vs. Johnson & Wales (12-7-96)
Largest Margin of Victory (D1 opponent)	44 vs. VMI (84-41/1-23-08)
Largest Margin of Defeat	57 vs. Seton Hall (106-49/12-29-90)
Largest Margin of Defeat (D1 member)	57 vs. Seton Hall (106-49/12-29-90)
Fewest Points Allowed	22 vs. Lander (11-16-81)
Most Points First Half	73 vs. Pfeiffer (11-13-18)
Most Point Second Half	71 vs. Morris (11-29-85)
Fewest Points Scored	23 vs. Col. of Charleston (2-26-93)
Fewest Points First Half	6 vs. Col. of Charleston (2-26-93)
Fewest Points Second Half	11 vs. Washington St. (3-20-08)
Fewest Points Against In A Half	8 vs. Col. of Charleston (2-26-93)
Most Field Goals Made	57 vs. Morris (11-29-85)
Most Field Goals Attempted	101 vs. Piedmont (11-24-78)
Best Field Goal Accuracy	.706 vs. USC-Aiken (36-51/1-17-82)
Most 3pt Field Goals Made	24 vs. Hiwassee (12-16-18)
Most 3pt Field Goals Attempted	55 vs. Hiwassee (12-16-18)
Best 3pt Field Goal Accuracy	.714 vs. Barton (10-14/12-2-04)
D1 Opponent	.643 vs. High Point (9-14/12-5-09)
Most Free Throws Made	39 vs. St. Francis (11-27-89)
Most Free Throws Attempted	50 vs. Campbell (12-30-20)
Best Free Throw Accuracy	1.000 vs. Liberty (21-21/3-5-14)
Most Rebounds	1.000 vs. Lander (13-13/2-20-85)
Most Offensive Rebounds*	70 vs. Presbyterian College (2-11-80)
Most Assists	28 at Coastal Carolina (12-2-23)
Most Steals	37 vs. Newberry (2-17-90)
	21 vs. Wofford College (1-31-80)
	vs. Morris (11-29-85)
Most Blocked Shots	16 vs. Voorhees (2-16-81)
Most Personal Fouls	37 vs. Georgia State (12-30-95)

SEASON RECORDS

Most Points	2,866 (1980-81)
Best Scoring Average	83.6 (1992-93/30 games)
Most Field Goals Made	1,161 (1978-79)
Most Field Attempted	2,415 (1978-79)
Best Field Goal Accuracy	.530 (1985-86)
Most 3pt Field Goals	372 (2018-19/30 games))
Best 3pt Field Goals Per Game Avg.	12.40 (2018-19/30 games)
Most 3pt Field Goals Attempted	997 (2018-19)
Best 3pt Field Goal Accuracy	.431 (1987-88)
Most Free Throws Made	646 (1980-81)
Most Free Throws Attempted	931 (1980-81)
Best Free Throw Accuracy	.749 (2015-16)
Most Rebounds	1,613 (1978-79)
Most Assists	818 (1978-79)
Most Steals	479 (1979-80)
Most Blocked Shots	174 (2016-17)
Most Personal Fouls	751 (1978-79)

* Indicates On Record

SINGLE-GAME RECORDS (Individual)

Most Points Scored	45-Melvin Branham vs. Charleston Sou. (1-10-94)
Most Field Goals Made	20-Fred McKinnon vs. Morris (11-25-85)
Most Field Goals Attempted	31-Fred McKinnon vs. Morris (11-25-85)
Best Field Goal Accuracy	1.000-Brian Pope (10-10) vs. Morris (1-6-84)
	Eddie Gay (10-10) vs. Coppin St. (11-23-91)
	Allen Washington (10-10) vs. Pfeiffer (2-5-86)
Most 3pt Field Goals Made	12-David McMahan vs. Coastal Carolina (1-15-96)
	Michael Jenkins vs. North Greenville (11-10-06)
Most 3pt Field Goals Attempted	21-LaShawn Coulter
Most Free Throws Made	18-Mark Hailey vs. Averett (11-26-91)
	James Shuler vs. High Point (2-23-06)
Most Free Throws Attempted	20-Mark Hailey vs. Averett (11-26-91)
Best Free Throw Accuracy	1.000-James Shuler (18-18) vs. High Point (2-23-06)
Most Rebounds	23-Allen Washington vs. Piedmont (11-30-85)
Most Assists	17-Rick Riese vs. Limestone (2-12-81)
Most Blocked Shots	7-Rick Riese vs. Limestone (2-12-81)
	Billy Houston vs. UNC Asheville (1-11-06)
Most Steals	13-Rick Riese vs. Limestone (2-12-81)

SINGLE-SEASON RECORDS (Individual)

Most Points Scored	875-Charles Brunson (1980-81)
Best Scoring Average	22.4-Charles Brunson (1980-81)
Most Field Goals Made	354-Charles Brunson (1980-81)
Most Field Goals Attempted	584-Ronnie Creamer (1978-79)
Best Field Goal Accuracy	.657-Charles Brunson (113-172/1979-80)
Most 3pt Field Goals Made	102-Keon Johnson (2016-17)
Most 3pt Field Goal Attempts	255-Keon Johnson (2016-17)
Best 3pt Field Goal Accuracy	.460-Charles Falden (40-87/2018-19)
Most Free Throws Made	171-Keon Johnson (2016-17)
Most Free Throws Attempted	235-Charles Brunson (1980-81)
Best Free Throw Accuracy	.867-Mike Gaither (98-113/1981-82)
Most Rebounds	453-Charles Brunson (1980-81)
Most Assists	317-Rick Riese (1980-81)
Most Blocked Shots	72-Duby Okeke (2015-16)
Most Steals	208-Rick Riese (1979-80)
Most Minutes Played	1,374-Charles Brunson (1980-81)
Most Personal Fouls	139-Ronnie Creamer (1978-79)
Most Times Disqualified	14-Donnie Creamer (1978-79)
	Melvin Branham (1993-94)

WINTHROP ALL-TIME D1 TRIPLE-DOUBLES

Chandler Vaudrin	Mar. 1, 2021 vs. (8) High Point (10 points, 12 rebounds, 10 assists)
Chandler Vaudrin	Dec. 30, 2020 vs. Campbell (10 points, 13 rebounds, 10 assists)
Chandler Vaudrin	Dec. 13, 2020 at USC Upstate (13 points, 11 rebounds, 14 assists)
Chandler Vaudrin	Jan. 2, 2020 vs. Longwood (10 points, 12 rebounds, 11 assists)
Xavier Cooks	Dec. 2, 2017 vs. Reinhardt (11 points, 15 rebounds, 11 assists)

20-WIN SEASONS

SEASON (NCAA D1)	SEASON ENDED WITH...	FINAL RECORD
29--2006-07	(NCAA Tourney - W, 74-64, (6) Notre Dame)	29-5
	(NCAA 2nd Rnd - L, 75-61, (3) Oregon)	
27--2004-05	(NCAA Tourney - L, 74-64, (3) Gonzaga)	27-6
26--2016-17	(NCAA Tourney - L, 76-64, (3) Butler)	26-7
24--2019-20	(Big South Champions - NCAA Tourney canceled (COVID19)	24-10
23--2020-21	(NCAA Tourney - L, 73-63, (5) Villanova)	23-2
23--2021-22	(Big South Tournament Final - L, 79-58)	23-9
23--2015-16	(Big South Tournament Final - L, 77-68)	23-9
23--2005-06	(NCAA Tourney - L, 63-61, (2) Tennessee)	23-8
22--2007-08	(NCAA Tourney - L, 71-40, (4) Washington State)	22-12
21--1999-00	(NCAA Tourney - L, 74-50, (3) Oklahoma)	21-9
21--1998-99	(NCAA Tourney - L, 80-41, (1) Auburn)	21-8
20--2013-14	(Big South Tournament Final - L, 76-61)	20-13
20--2002-03	(Big South Tournament Semi-Finals - L, 81-80 OT, UNCA)	20-10
20--1985-86	(Big South Tournament Semi-Finals - L, 87-79)	20-9

WINTHROP ALL-TIME SERIES VS. GARDNER-WEBB

DATE	Home/Away/Neutral	Won/Lost	Series Record	BSC Record
Nov. 17, 1978	Home	Lost, 113-77	0-1	
Nov. 26, 1979	Away	Won, 70-59	1-1	
Dec. 13, 1981	Away	Won, 70-65	2-1	
Dec. 18, 1982	Away	Lost, 93-87	2-2	
Nov. 28, 1985	Home	Won, 73-64	3-2	
Jan. 10, 2001	Home	Won, 80-71	4-2	
Nov. 27, 2002	Away	Won, 68-66	5-2	
Feb. 12, 2003	Home	Lost, 78-74	5-3	
Jan. 14, 2009	Home	Lost, 64-49	5-4	0-1
Feb. 18, 2009	Away	Won, 60-55	6-4	1-1
Jan. 23, 2010	Away	Won, 65-45	7-4	2-1
Feb. 16, 2010	Home	Won, 69-64	8-4	3-1
Jan. 8, 2011	Home	Won, 63-48	9-4	4-1
Feb. 3, 2011	Away	Won, 60-57	10-4	5-1
Dec. 3, 2011	Away	Lost, 62-60	10-5	5-2
Jan. 19, 2012	Home	Won, 56-54	11-5	6-2
Jan. 23, 2013	Home	Won, 61-55	12-5	7-2
Feb. 19, 2013	Away	Lost, 65-52	12-6	7-3
Jan. 15, 2014	Home	Lost, 56-51	12-7	7-4
Feb. 22, 2014	Away	Lost, 85-79 OT	12-8	7-5
Jan. 10, 2015	Away	Lost, 65-64	12-9	7-6
Feb. 14, 2015	Home	Won, 71-68	13-9	8-6
Jan. 20, 2016	Away	Won, 71-58	14-9	9-6
Mar. 5, 2016	Neutral (BSCT-Semis)	Won, 82-69	15-9	
Jan. 26, 2017	Away	Won, 72-70	16-9	10-6
Feb. 11, 2017	Home	Won, 77-71	17-9	11-6
Mar. 3, 2017	Home (BSCT-Semis)	Won, 80-77 OT	18-9	
Jan. 15, 2018	Home	Won, 90-67	19-9	12-6
Feb. 15, 2018	Away	Won, 90-71	20-9	13-6
Mar. 1, 2018	Neutral (BSCT-Quarterfinals)	Won, 72-68	21-9	
Jan. 24, 2019	Home	Won, 97-88	22-9	14-6
Feb. 16, 2019	Away	Lost, 64-60	22-10	14-7
Jan. 11, 2020	Home	Won, 99-95 3OT	23-10	15-7
Feb. 13, 2020	Away	Lost, 74-70	23-11	15-8
Mar. 6, 2020	Neutral (BSCT-Semis)	Won, 78-66	24-11	
Jan. 9, 2021	Home	Won, 75-65	25-11	16-8
Jan. 10, 2021	Home	Won, 91-83	26-11	17-8
Jan. 22, 2022	Home	Won, 64-62	27-11	18-8
Feb. 16, 2022	Away	Won, 81-70	28-11	19-9
Mar. 5, 2022	Neutral (BSCT-Semis)	Won, 76-67	29-11	
Jan. 21, 2023	Home	Lost, 63-61	29-12	19-10
Feb. 18, 2023	Away	Won, 86-78	30-12	20-10

Home Record: 15-5

Away Record: 11-7

Neutral Record: 4-0

Big South Tourney: 5-0

Notes: Gardner-Webb is the Eagles second opponent in school history

RECORD WHEN WINTHROP SCORES...

100-plus: 0-1

90-99: 5-0

80-89: 5-1

70-79: 11-3

60-69: 8-4

50-59: 1-2

40-49: 0-1

vs. GWU by Month...

November: 3-1

December: 1-2

January: 13-4

February: 8-5

March: 5-0

Games Decided By...

1-point: 0-1

2-points: 4-2

1-5: 13-7

6-10: 9-2

11-19: 6-2

20-plus: 2-1

Last Meeting (2/15/23) | Paul Porter Arena



Official Basketball Box Score - Final

Winthrop at Gardner-Webb

02/15/23 Paul Porter Arena, Boiling Springs

2022-23 Men's Basketball

Game Time: 7:00 PM

Game Duration: 2:06

Attendance: 552

Officials:

Winthrop - 86

Record: 12-16 (7-8)

NO. Name	Min	FG M-A	3P M-A	FT M-A	Rebounds OR DR TOT	Fouls PF FD	TP	AS	TO	ST	Blocks BS BA	+/-
12 Cory Hightower	F 34:15	8-12	4-6	2-2	0 6 6	3 4	22	2	4	0	0 0	16
33 Chase Claxton	F 33:27	2-3	1-2	3-3	1 3 4	1 3	8	0	2	0	1 0	-4
0 Sin'Cere McMahon	G 33:03	3-9	1-5	4-5	0 3 3	1 5	11	1	3	1	0 0	9
1 Toneari Lane	G 22:34	2-3	2-2	0-0	0 0 0	0 0	6	0	1	1	0 1	2
11 Kasen Harrison	G 34:15	5-9	3-4	1-3	0 3 3	3 5	14	6	3	0	0 2	5
4 Kelton Talford	30:31	9-9	0-0	4-7	1 3 4	3 5	22	0	1	0	0 0	8
2 Xavier McKelvy	11:42	1-1	1-1	0-0	0 0 0	1 0	3	0	1	0	0 0	5
23 Michael Moore	00:13	0-0	0-0	0-0	0 0 0	0 0	0	0	0	0	0 0	-1
Team					0 2 2		0		1			
Totals		30-46	12-20	14-20	2 20 22	12 22	86	9	16	2	1 3	8

Technical Fouls::NONE

Shooting By Period		
1 st FG%	19-26	73.1%
3PT%	9-13	69.2%
FT%	5-5	100%
2 nd FG%	11-20	55.0%
3PT%	3-7	42.9%
FT%	9-15	60%
GM FG%	30-46	65.2%
3PT%	12-20	60.0%
FT%	14-20	70.0%

Dead Ball Rebounds: 0, 1

Gardner-Webb - 78

Record: 15-12 (10-5)

NO. Name	Min	FG M-A	3P M-A	FT M-A	Rebounds OR DR TOT	Fouls PF FD	TP	AS	TO	ST	Blocks BS BA	+/-
14 Kareem Reid	F 31:31	6-8	0-0	2-3	2 3 5	4 4	14	1	1	3	2 0	-8
24 Ludovic Duféal	F 09:07	0-2	0-2	0-0	0 0 0	0 0	0	0	0	0	0 0	-17
1 Julien Soumaoro	G 21:53	4-8	2-5	1-1	0 1 1	4 1	11	1	3	1	0 0	1
4 DQ Nicholas	G 31:34	8-18	3-9	2-2	1 3 4	3 2	21	2	2	1	0 0	-7
23 Anthony Selden	G 30:44	4-13	0-3	0-0	7 3 10	5 0	8	1	2	1	0 1	-13
5 Ademide Badmus	08:29	3-4	0-0	0-0	0 0 0	1 0	6	0	1	0	1 0	0
13 Lucas Stieber	19:35	0-2	0-2	2-2	0 2 2	2 1	2	5	0	1	0 0	2
0 Caleb Robinson	22:06	3-6	0-1	4-4	4 6 10	4 3	10	2	2	0	0 0	3
3 Quest Aldridge	25:01	2-5	2-5	0-0	1 0 1	0 1	6	1	0	1	0 0	-1
Team					0 1 1		0		0			
Totals		30-66	7-27	11-12	15 19 34	23 12	78	13	11	8	3 1	-8

Technical Fouls:Robinson 1st10:01

Shooting By Period		
1 st FG%	13-33	39.4%
3PT%	3-13	23.1%
FT%	3-3	100%
2 nd FG%	17-33	51.5%
3PT%	4-14	28.6%
FT%	8-9	88.9%
GM FG%	30-66	45.5%
3PT%	7-27	25.9%
FT%	11-12	91.7%

Dead Ball Rebounds: 1, 1

	WIN	GWU
Biggest lead	27 (1 st 4:40)	0 (1 st 20:00)
Best Scoring Run	9(1 st 4:40)	10(2 nd 18:38)
Lead Changes	0	
Times Tied	0	
Time with Lead	39:47	00:00

Points from	WIN	GWU
Turnovers	16	18
Paint	28	40
Second Chance	2	13
Fast Breaks	13	8
Bench	25	24

Period by Period Scoring			
	1st	2nd	TOT
WIN	52	34	86
GWU	32	46	78

2023-24 COMBINED STATS

Winthrop University Men's Basketball Winthrop Combined Team Statistics (as of Jan 18, 2024) All games

RECORD:	OVERALL	HOME	AWAY	NEUTRAL
ALL GAMES	13-7	9-2	4-5	0-0
CONFERENCE	4-1	2-1	2-0	0-0
NON-CONFERENCE	9-6	7-1	2-5	0-0

#	Player	gp-gs	min	avg	Total		3-Point		F-Throw		Rebounds				pf	dq	a	to	blk	stl	pts	avg
					fg-fga	fg%	3fg-fga	3fg%	ft-fa	ft%	off	def	tot	avg								
04	TALFORD, Kelton	19-17	505	26.6	91-150	.607	0-4	.000	83-116	.716	38	61	99	5.2	36	0	17	46	11	9	265	13.9
12	DOUCET, K.J.	20-20	477	23.9	75-174	.431	36-91	.396	61-80	.763	24	56	80	4.0	58	6	30	45	4	14	247	12.4
10	JOHNSON, Nick	20-19	558	27.9	70-157	.446	26-65	.400	63-107	.589	22	50	72	3.6	33	1	40	37	5	29	229	11.5
11	HARRISON, Kasen	19-18	590	31.1	63-162	.389	16-56	.286	70-95	.737	12	53	65	3.4	41	0	72	39	2	27	212	11.2
03	ANUMBA, Micheal	6-0	157	26.2	17-34	.500	8-19	.421	9-12	.750	6	8	14	2.3	19	1	7	10	1	5	51	8.5
40	TIMMERMAN, Alex	19-5	382	20.1	53-98	.541	2-8	.250	47-53	.887	24	70	94	4.9	29	1	18	9	3	3	155	8.2
00	MCMAHON, Sin'Cere	20-2	397	19.9	48-126	.381	41-104	.394	19-27	.704	3	24	27	1.4	33	0	21	27	0	9	156	7.8
14	VAN BIBBER, Noah	13-0	145	11.2	18-59	.305	13-46	.283	10-11	.909	9	12	21	1.6	23	0	2	6	0	1	59	4.5
23	MOORE, Michael	6-0	45	7.5	10-14	.714	0-0	.000	1-5	.200	6	7	13	2.2	2	0	0	1	3	3	21	3.5
02	MCKELVY, Xavier	18-0	195	10.8	23-53	.434	6-21	.286	10-13	.769	8	37	45	2.5	15	0	9	14	4	11	62	3.4
33	CLAXTON, Chase	20-19	466	23.3	22-45	.489	4-19	.211	18-29	.621	23	58	81	4.1	33	1	16	4	18	18	66	3.3
05	DIALLO, Yoro	20-0	180	9.0	18-31	.581	1-4	.250	6-10	.600	15	31	46	2.3	19	2	11	5	4	5	43	2.2
21	HARRISON, Henry	5-0	13	2.6	3-3	1.000	3-3	1.000	0-0	.000	0	0	0	0.0	0	0	1	3	0	0	9	1.8
13	HOWARD, Clay	5-0	15	3.0	3-10	.300	2-5	.400	1-3	.333	0	2	2	0.4	1	0	0	0	0	3	9	1.8
Team											38	43	81				19					
Total.....		20	4125		514-1116	.461	158-445	.355	398-561	.709	228	512	740	37.0	342	12	244	265	55	137	1584	79.2
Opponents.....		20	4125		489-1186	.412	152-513	.296	269-362	.743	222	457	679	34.0	443	13	251	270	89	143	1399	69.9

TEAM STATISTICS	WINTHROP	OPP	Date	Opponent	Score	Att.
SCORING	1584	1399	11/06/23	at Clemson	L 56-78	6361
Points per game	79.2	69.9	11/08/23	BREVARD	W 98-44	1002
Scoring margin	+9.3	-	11/11/23	DREXEL	L 72-74	2501
FIELD GOALS-ATT	514-1116	489-1186	11/17/23	HOLY CROSS	W 89-51	909
Field goal pct	.461	.412	11/18/23	IUPUI	W 74-61	711
3 POINT FG-ATT	158-445	152-513	11/19/23	ELON	W 78-70	944
3-point FG pct	.355	.296	11/24/23	at Georgia	L 69-78	6046
3-pt FG made per game	7.9	7.6	11/28/23	BOB JONES	W 90-49	860
FREE THROWS-ATT	398-561	269-362	12/02/23	at Coastal Carolina	W 90-87	1305
Free throw pct	.709	.743	12/05/23	QUEENS	W 88-82	1279
F-Throws made per game	19.9	13.5	12/10/23	at Little Rock	W 85-68	387
REBOUNDS	740	679	12/16/23	at Xavier	L 59-75	10224
Rebounds per game	37.0	34.0	12/19/23	at South Carolina	L 62-72	9455
Rebounding margin	+3.1	-	12/22/23	at Florida St.	L 61-67	4499
ASSISTS	244	251	12/29/23	TOCCOA FALLS	W 113-62	1362
Assists per game	12.2	12.6	* 01/03/24	LONGWOOD	Wot 68-60	1426
TURNOVERS	265	270	* 01/06/24	at USC Upstate	Wot 82-80	508
Turnovers per game	13.3	13.5	* 01/10/24	at Presbyterian	W 81-71	644
Turnover margin	+0.3	-	* 01/13/24	RADFORD	Wo3 92-88	2092
Assist/turnover ratio	0.9	0.9	* 01/18/24	UNC ASHEVILLE	L 77-82	2831
STEALS	137	143				
Steals per game	6.9	7.2				
BLOCKS	55	89				
Blocks per game	2.8	4.5				
ATTENDANCE	15917	39429				
Home games-Avg/Game	11-1447	9-4381				
Neutral site-Avg/Game	-	0-0				

* = Conference game

Score by Periods	1st	2nd	OT	OT2	OT3	Totals
Winthrop	732	803	32	6	11	1584
Opponents	610	754	22	6	7	1399

2023-24 TEAM GAME-BY-GAME

Winthrop University Men's Basketball Winthrop Team Game-by-Game (as of Jan 18, 2024) All games

TEAM STATISTICS

Opponent	Date	Score		Total		3-Pointers		Free throws		Rebounds				pf	a	t/o	blk	stl	pts	avg
				fg-fga	pct	3fg-fga	pct	ft-fa	pct	off	def	tot	avg							
at Clemson	11/06/23	56-78	L	18-52	.346	5-18	.278	15-18	.833	6	24	30	30.0	13	6	14	0	5	56	56.0
BREVARD	11/08/23	98-44	W	36-59	.610	7-19	.368	19-28	.679	15	26	41	35.5	12	14	15	6	15	98	77.0
DREXEL	11/11/23	72-74	L	22-47	.468	3-13	.231	25-36	.694	8	22	30	33.7	19	5	10	2	2	72	75.3
HOLY CROSS	11/17/23	89-51	W	29-54	.537	14-26	.538	17-23	.739	8	30	38	34.8	17	14	10	4	5	89	78.8
IUPUI	11/18/23	74-61	W	22-45	.489	7-18	.389	23-34	.676	12	21	33	34.4	14	9	18	1	12	74	77.8
ELON	11/19/23	78-70	W	23-54	.426	5-20	.250	27-35	.771	11	21	32	34.0	22	12	7	2	7	78	77.8
at Georgia	11/24/23	69-78	L	25-59	.424	3-20	.150	16-23	.696	10	23	33	33.9	18	12	7	2	5	69	76.6
BOB JONES	11/28/23	90-49	W	29-54	.537	13-25	.520	19-23	.826	9	30	39	34.5	12	22	12	3	11	90	78.2
at Coastal Carolina	12/02/23	90-87	W	32-79	.405	13-37	.351	13-22	.591	28	23	51	36.3	12	11	9	2	3	90	79.6
QUEENS	12/05/23	88-82	W	28-65	.431	6-21	.286	26-35	.743	13	30	43	37.0	22	11	15	4	8	88	80.4
at Little Rock	12/10/23	85-68	W	29-50	.580	9-16	.563	18-22	.818	8	23	31	36.5	14	10	17	1	4	85	80.8
at Xavier	12/16/23	59-75	L	22-58	.379	8-23	.348	7-19	.368	12	18	30	35.9	17	17	12	2	7	59	79.0
at South Carolina	12/19/23	62-72	L	16-47	.340	7-21	.333	23-29	.793	12	20	32	35.6	14	13	14	6	6	62	77.7
at Florida St.	12/22/23	61-67	L	17-51	.333	7-16	.438	20-27	.741	12	31	43	36.1	28	9	24	3	2	61	76.5
TOCCOA FALLS	12/29/23	113-62	W	43-81	.531	10-35	.286	17-21	.810	20	39	59	37.7	12	24	8	2	9	113	78.9
LONGWOOD	01/03/24	68-60	Wot	20-52	.385	4-25	.160	24-39	.615	14	29	43	38.0	20	7	19	4	9	68	78.2
at USC Upstate	01/06/24	82-80	Wot	25-49	.510	7-21	.333	25-37	.676	6	26	32	37.6	21	12	11	3	7	82	78.5
at Presbyterian	01/10/24	81-71	W	25-46	.543	10-20	.500	21-25	.840	5	26	31	37.3	17	11	13	3	5	81	78.6
RADFORD	01/13/24	92-88	Wot	29-63	.460	10-29	.345	24-38	.632	13	27	40	37.4	16	13	15	2	7	92	79.3
UNC ASHEVILLE	01/18/24	77-82	L	24-51	.471	10-22	.455	19-27	.704	6	23	29	37.0	22	12	15	3	8	77	79.2
Winthrop		1584		514-1116	.461	158-445	.355	398-561	.709	228	512	740	37.0	342	244	265	55	137	1584	79.2
Opponents		1399		489-1186	.412	152-513	.296	269-362	.743	222	457	679	34.0	443	251	270	89	143	1399	69.9

Games played: 20
Points/game: 79.2
FG Pct: 46.1
3FG Pct: 35.5
FT Pct: 70.9

Rebounds/game: 37.0
Assists/game: 12.2
Turnovers/game: 13.3
Assist/turnover ratio: 0.9
Steals/game: 6.9
Blocks/game: 2.8

2023-24 BIG SOUTH ONLY STATS

Winthrop University Men's Basketball Winthrop Combined Team Statistics (as of Jan 18, 2024) BSC games only

RECORD:	OVERALL	HOME	AWAY	NEUTRAL
ALL GAMES	4-1	2-1	2-0	0-0
CONFERENCE	4-1	2-1	2-0	0-0
NON-CONFERENCE	0-0	0-0	0-0	0-0

#	Player	gp-gs	min	avg	Total		3-Point		F-Throw		Rebounds				pf	dq	a	to	blk	stl	pts	avg	
					fg-fga	fg%	3fg-fga	3fg%	ft-fa	ft%	off	def	tot	avg									
04	TALFORD, Kelton	5-4	159	31.8	33-51	.647	0-1	.000	28-44	.636	13	24	37	7.4	9	0	9	13	2	1	94	18.8	
10	JOHNSON, Nick	5-5	168	33.6	22-40	.550	9-20	.450	23-39	.590	5	14	19	3.8	10	0	10	15	2	8	76	15.2	
11	HARRISON, Kasen	5-5	184	36.8	18-38	.474	4-15	.267	27-33	.818	4	15	19	3.8	13	0	15	10	0	7	67	13.4	
03	ANUMBA, Micheal	5-0	142	28.4	15-28	.536	7-14	.500	7-10	.700	4	6	10	2.0	16	1	6	7	1	5	44	8.8	
12	DOUCET, K.J.	5-5	118	23.6	12-40	.300	7-24	.292	12-18	.667	3	16	19	3.8	18	2	6	15	2	5	43	8.6	
00	MCMAHON, Sin'Cere	5-0	85	17.0	11-33	.333	10-30	.333	2-2	1.000	0	2	2	0.4	7	0	1	4	0	2	34	6.8	
33	CLAXTON, Chase	5-5	133	26.6	8-12	.667	4-8	.500	5-8	.625	2	21	23	4.6	11	1	5	0	7	8	25	5.0	
40	TIMMERMAN, Alex	5-1	77	15.4	3-14	.214	0-3	.000	7-8	.875	3	12	15	3.0	7	0	2	2	1	0	13	2.6	
05	DIALLO, Yoro	5-0	36	7.2	1-3	.333	0-1	.000	2-2	1.000	3	4	7	1.4	2	0	1	2	0	0	4	0.8	
02	MCKELVY, Xavier	4-0	23	5.8	0-2	.000	0-1	.000	0-2	.000	0	7	7	1.8	3	0	0	0	0	0	0	0.0	
Team											7	10	17	5									
Total.....		5	1125		123-261	.471	41-117	.350	113-166	.681	44	131	175	35.0	96	4	55	73	15	36	400	80.0	
Opponents.....		5	1125		139-313	.444	38-125	.304	65-96	.677	54	122	176	35.2	126	6	61	70	16	33	381	76.2	

TEAM STATISTICS	WINTHROP	OPP	Date	Opponent	Score	Att.
SCORING	400	381	* 01/03/24	LONGWOOD	Wot 68-60	1426
Points per game	80.0	76.2	* 01/06/24	at USC Upstate	Wot 82-80	508
Scoring margin	+3.8	-	* 01/10/24	at Presbyterian	W 81-71	644
FIELD GOALS-ATT	123-261	139-313	* 01/13/24	RADFORD	Wo3 92-88	2092
Field goal pct	.471	.444	* 01/18/24	UNC ASHEVILLE	L 77-82	2831
3 POINT FG-ATT	41-117	38-125				
3-point FG pct	.350	.304				
3-pt FG made per game	8.2	7.6				
FREE THROWS-ATT	113-166	65-96				
Free throw pct	.681	.677				
F-Throws made per game	22.6	13.0				
REBOUNDS	175	176				
Rebounds per game	35.0	35.2				
Rebounding margin	-0.2	-				
ASSISTS	55	61				
Assists per game	11.0	12.2				
TURNOVERS	73	70				
Turnovers per game	14.6	14.0				
Turnover margin	-0.6	-				
Assist/turnover ratio	0.8	0.9				
STEALS	36	33				
Steals per game	7.2	6.6				
BLOCKS	15	16				
Blocks per game	3.0	3.2				
ATTENDANCE	6349	1152				
Home games-Avg/Game	3-2116	2-576				
Neutral site-Avg/Game	-	0-0				

* = Conference game

Score by Periods	1st	2nd	OT	OT2	OT3	Totals
Winthrop	172	179	32	6	11	400
Opponents	155	191	22	6	7	381

WINTHROP BASKETBALL

↳ TRADITION RICH PROGRAM ↵

~NCAA D1 Member since 1985~

- 13 Big South Conference Championships (most in conference history)
- 11 NCAA Tournament Appearances (most in conference history and all in the last 22 years)
- Most 20-win seasons in Big South history (14)
- Eight seasons with 23 or more wins and a Big South record 29 wins in 2006-07
- Most wins all-time by Big South member (652) and most league wins all-time (346)
- Only Big South member to earn an 11, 12, 13 and 14 seed in NCAA Tournament
- First Big South member to win an NCAA Tournament game (defeated 6th seeded Notre Dame 74-64 in 2007)
- Big South record 55 conference tournament wins
- Big South record 18 conference championship game appearances
- 23 winning seasons out of 36 NCAA D1 seasons
- Notable Non-Conference Wins (ACC-Clemson (2), Georgia Tech, Miami, Wake Forest/Big East- Providence, Marquette, Notre Dame/Big 10-Illinois/Big 12-Missouri/PAC 12-Washington/SEC-Georgia, Mississippi State, Auburn/Mid-Majors-ODU, Missouri State, Saint Mary's (Ca.)/Independent-Miami)
- Three AP All-America selections (Greg Lewis, Keon Johnson, Xavier Cooks)
- 50 All-League selections, 38 All-Tournament Team selections
- Eagles have two of the Top 5 winningest coaches in the history of the league as Gregg Marshall has 194 (2nd) and Pat Kelsey currently has 186 (4th)
- Both are also in the Top 4 for conference wins all-time as Kelsey has 110 (2nd) and Marshall is 4th with 104



WINTHROP

B A S K E T B A L L



O

Sin'Cere McMahon

Guard / 6-1 / 167 / Sr.
Indianapolis, Ind.
(Western Carolina)

CAREER HONORS

- 2023-24 Preseason All-Big South 2nd Team

EXTRA DRIBBLE

- Last season in two meetings vs. Gardner-Webb he averaged 15.0 ppg and was 11-of-12 at the free throw line
- Went to the line for the first time in seven games as he was 2-for-2 vs. Asheville
- Made second start of the season, finishing with 12 points and two assists in 23 minutes vs. Toccoa Falls (6th double-figure game of the season)
- Made four threes in the game, tying his season-high which he's achieved three times
- Had a streak of 42 straight games with a made three-pointer come to an end at Little Rock (0-for-1)
- Has hit a three in 51 of the last 52 games
- Eagles are 9-2 this season in games he hits multiple threes
- He now has 170 threes for his career with 148 of them at Winthrop ranking him 12th on the all-time list (17 away from Top 10)
- In 2022-23 he set career-highs in points, points per game, field goals made, field goal percentage, three-point field goals made, free throws made, free throw percentage and assists
- Career-high 35 points in the loss at UNC Asheville (2-8-23)
- In that loss at Asheville he was 10-of-18 from the floor and 4-of-8 from three while going 9-of-11 at the foul line
- It was the highest scoring game for an Eagle since Nych Smith had 35 on Jan. 26, 2019 at Presbyterian College
- The 35 points were the 4th most by an Eagle in a conference road game
- Posted his 8th game with 20 or more points in the overtime win against Campbell on Feb. 22, 2023
- Led the Big South in free throw percentage in 2022-23 (.895) and ranked 11th nationally
- Hit at least one three in all 32 games in 2022-23
- Became the first player since Anders Broman (2017-18) to make at least one three-point basket in every game he played (25 games or more / Broman hit at least one in all 31 games he played)
- Attended Crispus Attucks H.S. and finished with 1,648 career points
- Averaged 26.1 points, 4.8 assists, 4.0 rebounds as a senior
- Named Indianapolis City Player of the Year
- Was an Indiana All-Star Team selection and Second Team All-State Player

CAREER STATS

				Field Goals		3-Point		F-Throws		Rebounds									Scoring	
SEASON	TEAM	GP-GS	MIN/AVG	FG-FGA	FG%	3FG-3FGA	3FG%	FT-FTA	FT%	OFF	DEF	TOT	AVG	PF-FO	A	TO	BLK	STL	PTS	AVG
2020-21	WCU	20-7	376/18.8	39-97	.402	22-53	.415	20-27	.741	4	31	35	1.8	29-0	29	23	0	9	120	6.0
2021-22	Win	31-8	445/14.4	46-124	.371	34-90	.378	34-43	.791	3	28	31	1.0	32-0	35	37	0	22	160	5.2
2022-23	Win	32-27	949/29.6	122-316	.386	73-196	.372	111-124	.895	4	56	60	1.9	75-2	71	88	0	19	428	13.4
2023-24	Win	20-2	397/19.8	48-126	.381	41-104	.394	19-27	.704	3	24	27	1.4	33-0	21	27	0	9	156	7.8
TOTAL FOR Win		83-37	1790/21.6	216-566	.382	148-390	.379	164-194	.845	10	108	118	1.4	140-2	127	152	0	50	744	9.0
TOTAL		103-44	2166/21.0	255-663	.385	170-443	.384	184-221	.833	14	139	153	1.5	169-2	156	175	0	59	864	8.4

CAREER HIGHS


Points	35	at UNC Asheville (2/8/23)
Minutes	39	at UNC Asheville (2/8/23)
FGM	10	at UNC Asheville (2/8/23)
FGA	18	at UNC Asheville (2/8/23)
3PTFGM	6	Piedmont (11/30/20)
3PTFGA	10	Coastal Carolina (12/3/22)
FTM	11	two times
FTA	13	at UNC Asheville (2/8/23)
Rebounds	6	N.C. A&T (2/3/22)
Assists	6	two times
Blocks		
Steals	4	Presbyterian College (2/12/22)
Turnovers	7	vs. Southern Miss (11/22/22)

2023-24 GAME-BY-GAME

DATE	OPPONENT	MIN	FG	3FG	FT	REB	AST	T/O	BLK	STL	PTS
11/6	at Clemson	29	2-8	1-7	2-2	2	1	3	0	1	7
11/8	Brevard	20	3-7	1-4	2-3	4	6	4	0	0	9
11/11	Drexel	24	1-4	1-1	2-3	2	0	1	0	0	5
11/17	Holy Cross	22	4-7	3-5	1-3	4	1	4	0	1	12
11/18	IUPUI	20	4-7	3-6	1-2	1	0	0	0	2	12
11/19	Elon	30	3-11	2-8	7-8	3	1	0	0	0	15
11/24	at Georgia	22	2-7	2-6	0-0	0	2	1	0	1	6
11/28	Bob Jones	20	3-6	3-5	0-0	3	5	1	0	1	9
12/2	at Coastal Carolina	24	4-6	4-6	0-0	1	0	1	0	1	12
12/5	Queens	22	1-6	1-4	0-0	0	1	2	0	0	3
12/10	at Little Rock	10	0-1	0-1	1-2	0	0	0	0	0	1
12/16	at Xavier	23	4-8	4-7	0-0	0	1	1	0	0	12
12/19	at South Carolina	10	1-3	1-3	1-2	0	0	1	0	0	4
12/22	at Florida State	13	1-4	1-4	0-0	1	0	3	0	0	3
12/29	Toccoa Falls	23	4-8	4-7	0-0	4	2	1	0	0	12
1/3	Longwood	15	1-8	1-8	0-0	1	0	1	0	0	3
1/6	at USC Upstate	19	3-6	3-5	0-0	0	0	0	0	0	9
1/10	at Presbyterian	12	2-6	2-6	0-0	0	0	1	0	1	6
1/13	Radford	25	3-10	3-9	0-0	0	1	0	0	1	9
1/17	UNC Asheville	14	2-3	1-2	2-2	1	0	2	0	0	7
1/20	at Gardner-Webb										
1/24	at Charleston Sou.										
1/27	High Point										
2/3	at UNC Asheville										
2/7	Charleston Sou.										
2/10	at Longwood										
2/14	at Radford										
2/21	Presbyterian										
2/24	USC Upstate										
2/28	at High Point										
3/2	Gardner-Webb										

BIG SOUTH HIGHS (regular season only)

Points	35	at UNC Asheville (2/8/23)
Minutes	39	at UNC Asheville (2/8/23)
FGM	10	at UNC Asheville (2/8/23)
FGA	18	at UNC Asheville (2/8/23)
3PTFGM	5	at Longwood (1/29/22)
3PTFGA	10	at High Point (1/18/23)
FTM	11	two times
FTA	13	at UNC Asheville (2/8/23)
Rebounds	6	N.C. A&T (2/3/22)
Assists	5	at Presbyterian College (1/28/23)
Blocks		
Steals	4	Presbyterian College (2/12/22)
Turnovers	4	three times



CAREER HONORS

EXTRA DRIBBLE

- Continues to make an impact since returning from injury both on the offensive and defensive ends of the court
- Helped the Eagles pull off the win at Upstate with five of his 14 points in OT
- Made first appearance since March of 2021 after recovering from injury
- Logged 15 minutes and finished with seven points, four rebounds
- Followed that up with 30 minutes vs. Longwood, which included a clutch steal late in overtime
- Has hit at least one three in all six games since his return
- Is 15 rebounds away from 500 in his career and reached career 500 points in Big South regular season games
- Missed entire 2022-23 season with an Achilles injury
- In 2021-22 he set career-highs in ppg (7.7), three-point field goals made (27) and free throws made (86)
- Led the team in free throws made and free throws attempted
- Played in his 100th game vs. Mississippi State
- His 117 career games started ranks 3rd in program history
- Team is 30-10 when he grabs 5 or more rebounds in a game over the course of his career
- In 2020-21 as he made a 43-of-54 with a career-best percentage of .796
- In 2019-20 he set career-bests in field goal percentage, three-point percentage, free throw percentage and rebounds per game
- Started 29-of-30 games as a freshman (only sat senior day)
- Named Defensive Player of the Year in 2017 for Loreto
- Averaged 16.5 points, 6.6 rebounds, 2.3 assists as a senior
- Described by Deng Camp as a physical, head strong combo guard who uses body and touch to score in variety of ways
- Made the league All-Star Five in 2018

CAREER STATS

				Field Goals		3-Point		F-Throws		Rebounds									Scoring	
SEASON	TEAM	GP-GS	MIN/AVG	FG-FGA	FG%	3FG-3FGA	3FG%	FT-FTA	FT%	OFF	DEF	TOT	AVG	PF-FO	A	TO	BLK	STL	PTS	AVG
2018-19	Win	30-29	709/23.6	68-143	.476	15-52	.288	57-81	.704	45	70	115	3.8	76-2	49	49	4	13	208	6.9
2019-20	Win	33-31	786/23.8	75-142	.528	26-61	.426	47-65	.723	53	78	131	4.0	87-6	29	41	2	28	223	6.8
2020-21	Win	25-25	608/24.3	52-117	.444	13-46	.283	43-54	.796	35	66	101	4.0	68-2	26	33	3	10	160	6.4
2021-22	Win	32-32	886/27.7	66-143	.462	27-72	.375	86-113	.761	27	97	124	3.9	87-6	45	44	9	13	245	7.7
2023-24	Win	6-0	157/26.1	17-34	.500	8-19	.421	9-12	.750	6	8	14	2.3	19-1	7	10	1	5	51	8.5
TOTAL		126-117	3146/25.0	278-579	.480	89-250	.356	242-325	.745	166	319	485	3.8	337-17	156	177	19	69	887	7.0

CAREER HIGHS

Points	19	Pfeiffer (11/13/18)
Minutes	46	Radford (1/13/24)
FGM	7	UNC Asheville (1/13/22)
FGA	12	Campbell (1/10/22)
3PTFGM	3	two times
3PTFGA	6	Campbell (1/10/22)
FTM	9	Pfeiffer (11/1.w3/18)
FTA	10	Pfeiffer (11/13/18)
Rebounds	11	at UNC Asheville (1/5/19)
Assists	7	two times
Blocks	2	Mercer (11/13/21)
Steals	3	two times
Turnovers	5	at Presbyterian College (1/26/19)

BIG SOUTH HIGHS (regular season only)

Points	18	UNC Asheville (1/13/22)
Minutes	46	Radford (1/13/24)
FGM	7	UNC Asheville (1/13/22)
FGA	12	Campbell (1/10/22)
3PTFGM	3	Radford (2/10/20)
3PTFGAs	6	Campbell (1/10/22)
FTM	8	two times
FTA	10	at Gardner-Webb (2/16/22)
Rebounds	11	at UNC Asheville (1/5/19)
Assists	7	at UNC Asheville (1/5/19)
Blocks	1	five times
Steals	3	Gardner-Webb (1/22/22)
Turnovers	5	at Presbyterian College (1/26/19)



5

Yoro
Diallo

Forward / 6-8 / 200 / Fr.
Cincinnati, Ohio
(Moeller H.S.)

CAREER HONORS

- n/a

EXTRA DRIBBLE

- Came off the bench vs. Toccoa Falls to record a double-double, setting career-highs with 14 points and nabbing 12 rebounds
- Also dished out a career-best three assists (4th multi-assist game)
- Played the second-most minutes (18) at Florida State, finishing with five points
- Solid outing off the bench at Xavier with three points, two rebounds and two steals in nine minutes
- Gave a solid six minutes at Little Rock, scoring on back-to-back possession during the first half
- Made collegiate debut on Nov. 6 at Clemson
- Played a season-high 22 minutes vs. Brevard and finished with a career-high eight points
- Hauled in a career-high seven rebounds vs. Brevard and Bob Jones
- Was an All-Team GCL basketball selection in 2022
- Was an All-Team GCL soccer selection in 2021
- Played soccer and basketball at Moeller H.S.
- Entering high school he stepped away from basketball and played soccer for three seasons before returning to basketball for his senior season

CAREER STATS

2023-24 GAME-BY-GAME

DATE	OPPONENT	MIN	FG	3FG	FT	REB	AST	T/O	BLK	STL	PTS
11/6	at Clemson	2	0-0	0-0	0-0	0	0	0	0	0	0
11/8	Brevard	22	3-5	0-1	2-4	7	1	1	1	1	8
11/11	Drexel	6	1-2	0-1	0-0	2	0	0	0	0	2
11/17	Holy Cross	15	1-1	0-0	0-0	2	2	0	1	0	2
11/18	IUPUI	11	0-0	0-0	1-2	1	0	1	0	0	1
11/19	Elon	7	0-0	0-0	0-0	1	0	0	0	0	0
11/24	at Georgia	4	0-0	0-0	0-0	1	0	0	0	0	0
11/28	Bob Jones	14	0-3	0-0	0-0	7	2	1	1	1	0
12/2	at Coastal Carolina	4	0-0	0-0	0-0	0	0	0	0	0	0
12/5	Queens	2	0-0	0-0	0-0	1	0	0	0	0	0
12/10	at Little Rock	6	2-3	0-0	0-0	0	0	0	0	0	4
12/16	at Xavier	9	1-1	0-0	1-2	2	0	0	0	2	3
12/19	at South Carolina	1	0-0	0-0	0-0	1	0	0	0	0	0
12/22	at Florida State	18	2-2	1-1	0-0	2	2	0	0	0	5
12/29	Toccoa Falls	23	7-11	0-0	0-0	12	3	0	1	1	14
1/3	Longwood	5	0-1	0-0	0-0	3	1	2	0	0	0
1/6	at USC Upstate	7	0-0	0-0	0-0	1	0	0	0	0	0
1/10	at Presbyterian	16	1-2	0-1	0-0	3	0	0	0	0	2
1/13	Radford	3	0-0	0-0	0-0	0	0	0	0	0	0
1/17	UNC Asheville	5	0-0	0-0	2-2	0	0	0	0	0	2
1/20	at Gardner-Webb										
1/24	at Charleston Sou.										
1/27	High Point										
2/3	at UNC Asheville										
2/7	Charleston Sou.										
2/10	at Longwood										
2/14	at Radford										
2/21	Presbyterian										
2/24	USC Upstate										
2/28	at High Point										
3/2	Gardner-Webb										

				Field Goals		3-Point		F-Throws		Rebounds				Scoring						
SEASON	TEAM	GP-GS	MIN/AVG	FG-FGA	FG%	3FG-3FGA	3FG%	FT-FTA	FT%	OFF	DEF	TOT	AVG	PF-FO	A	TO	BLK	STL	PTS	AVG
2023-24	Win	20-0	181/9.0	18-31	.581	1-4	.250	6-10	.600	15	31	46	2.3	19-2	11	5	4	5	43	2.2
TOTAL		20-0	181/9.0	18-31	.581	1-4	.250	6-10	.600	15	31	46	2.3	19-2	11	5	4	5	43	2.2

CAREER HIGHS

Points 14 Toccoa Falls (12/29/23)

Minutes 23 Toccoa Falls (12/29/23)

FGM 7 Toccoa Falls (12/29/23)

FGA 11 Toccoa Falls (12/29/23)

3PTFGM 1 at Florida State (12/22/23)

3PTFGA 1 three times

FTM 2 two times

FTA 4 Brevard (11/8/23)

Rebounds 12 Toccoa Falls (12/29/23)

Assists 3 Toccoa Falls (12/29/23)

Blocks 1 four times

Steals 2 at Xavier (12/16/23)

Turnovers 1 three times

BIG SOUTH HIGHS (regular season only)

Points

Minutes 16 at Presbyterian College (1/10/24)

FGM

FGA 1 two times

3PTFGM

3PTFGAs 1 at Presbyterian College (1/10/24)

FTM 2 UNC Asheville (1/18/24)

FTA 2 UNC Asheville (1/18/24)


Rebounds 3 Longwood (1/3/24)

Assists 1 Longwood (1/3/24)

Blocks

Steals

Turnovers 2 Longwood (1/3/24)



Guard / 6-2 / 190 / Sr.
Beaumont, Texas
(Lamar)

- **2023-24 Preseason All-Big South Second Team**

- Was just 1-of-7 from the floor and 0-for-3 behind the arc in the loss to Asheville
- Is just 6-for-30 behind the arc in the last 10 games
- Posted a season-high 19 points in the win at Presbyterian College
- He missed just two shots all game (6-for-8 from the floor, 5-of-5 at the line)
- Had just eight points combined in the two regular season meetings
- Missed game with Toccoa Falls, but came back vs. Longwood to tie for a team-high 15 points in 40 minutes played
- Has five or more assists in nine of the last 16 games
- Has multiple steals in nine games with 3 or more in five games
- Ranked 6th in the Big South in steals per game (1.4)
- Reached 1,000 career points (1,040), becoming the 3rd Eagle this season to reach the benchmark
- Moved past 300 career assists (334)
- Ranks 5th in the Big South in assists per game at 3.8 (ranked 3rd last season at 3.8 per game)
- Had zero points in the win over IUPUI (0-for-4 shooting) but had four rebounds, six assists and three steals
- Knocked down a career-best six threes as he was a perfect 6-for-6 behind the arc in win over Campbell (2/22/23)
- No Winthrop player in the last 19 seasons has been perfect behind the arc when making five or more in a game
- Transferred from Lamar where he was a two-year starter
- As a sophomore he battled his way through injuries and played 16 games
- In the 16 games he averaged 10.7 ppg, 3.0 rpg and 3.2 apg
- He led all freshmen in scoring in the Southland Conference after posting 13.1 ppg in his first season
- Also ranked 5th in the Southland for assists per game (4.0) and 7th in steals (1.48)
- Was a PHTX Top 100 prospect out of Texas (58th overall) and was rated the No. 6 player by RCSports.com

				Field Goals		3-Point		F-Throws		Rebounds									Scoring	
SEASON	TEAM	GP-GS	MIN/AVG	FG-FGA	FG%	3FG-3FGA	3FG%	FT-FTA	FT%	OFF	DEF	TOT	AVG	PF-FO	A	TO	BLK	STL	PTS	AVG
2020-21	Lamar	25-20	805/32.2	115-241	.477	15-31	.484	83-103	.806	23	47	70	2.8	62-0	100	72	1	37	328	13.1
2021-22	Lamar	16-12	470/29.4	62-163	.380	13-53	.245	34-46	.739	19	29	48	3.0	23-0	51	41	0	17	171	10.7
2022-23	Win	29-26	931/32.1	111-231	.481	28-62	.452	83-110	.755	5	66	71	2.4	73-3	111	71	5	34	333	11.5
2023-24	Win	19-18	589/31.0	63-162	.389	16-56	.286	70-95	.737	12	53	65	3.4	41-0	72	39	2	27	212	11.2
TOTAL FOR Win		48-44	1520/31.7	174-393	.443	44-118	.373	153-205	.746	17	119	136	2.8	114-3	183	110	7	61	545	11.4
TOTAL		89-76	2795/31.4	351-797	.440	72-202	.356	270-354	.763	59	195	254	2.9	199-3	334	223	8	115	1044	11.7

[illegible]

Points	26	vs. #3 Radford (3/3/23)
Minutes	46	two times
FGM	9	vs. #3 Radford (3/3/23)
FGA	16	Stephen F. Austin (2/27/21)
3PTFGM	6	Campbell (2/22/23)
3PTFGA	7	three times
FTM	11	at Furman (12/10/22)
FTA	14	at Longwood (1/7/23)
Rebounds	9	Wiley (11/9/21)
Assists	8	two times
Blocks	1	four times
Steals	4	four times
Turnovers	6	Texas A&M-CC (3/1/21)

Points	24	Campbell (2/22/23)
Minutes	46	Radford (1/13/24)
FGM	7	Campbell (2/22/23)
FGA	15	Campbell (2/22/23)
3PTFGM	6	Campbell (2/22/23)
3PTFGAs	6	Campbell (2/22/23)
FTM	9	three times
FTA	14	at Longwood (1/7/23)
Rebounds	6	two times
Assists	7	USC Upstate (2/11/23)
Blocks	1	at Longwood (1/7/23)
Steals	3	two times
Turnovers	5	at Longwood (1/7/23)



13

Clay
Howard

Guard / 6-3 / 180 / So.
Aiken, S.C.
(Aiken H.S.)

CAREER HONORS

EXTRA DRIBBLE

- Scored a career-high eight points in four minutes off the bench vs. Toccoa Falls
- Hit multiple threes in a game for first time in his collegiate career
- Off the bench for a season-high five minutes vs. Brevard
- In 2022-23 he played a career-high 10 minutes vs. Toccoa Falls and scored first collegiate points with a three
- Saw first action in final minute of win over Eastern Michigan
- Was a team captain in high school and graduated Magna Cum Laude

2023-24 GAME-BY-GAME

DATE	OPPONENT	MIN	FG	3FG	FT	REB	AST	T/O	BLK	STL	PTS
11/6	at Clemson	DNP									
11/8	Brevard	5	0-2	0-1	0-0	1	0	0	0	1	0
11/11	Drexel	DNP									
11/17	Holy Cross	2	0-1	0-0	0-0	1	0	0	0	0	0
11/18	IUPUI	0	0-0	0-0	1-2	0	0	0	0	1	1
11/19	Elon	DNP									
11/24	at Georgia	DNP									
11/28	Bob Jones	4	0-2	0-0	0-0	0	0	0	0	0	0
12/2	at Coastal Carolina	DNP									
12/5	Queens	DNP									
12/10	at Little Rock	DNP									
12/16	at Xavier	DNP									
12/19	at South Carolina	DNP									
12/22	at Florida State	DNP									
12/29	Toccoa Falls	4	3-5	2-4	0-1	0	0	0	0	1	8
1/3	Longwood	DNP									
1/6	at USC Upstate	DNP									
1/10	at Presbyterian	DNP									
1/13	Radford	DNP									
1/17	UNC Asheville	DNP									
1/20	at Gardner-Webb										
1/24	at Charleston Sou.										
1/27	High Point										
2/3	at UNC Asheville										
2/7	Charleston Sou.										
2/10	at Longwood										
2/14	at Radford										
2/21	Presbyterian										
2/24	USC Upstate										
2/28	at High Point										
3/2	Gardner-Webb										

CAREER STATS

				Field Goals		3-Point		F-Throws		Rebounds				Scoring						
SEASON	TEAM	GP-GS	MIN/AVG	FG-FGA	FG%	3FG-3FGA	3FG%	FT-FTA	FT%	OFF	DEF	TOT	AVG	PF-FO	A	TO	BLK	STL	PTS	AVG
2022-23	Win	3-0	11/3.6	1-3	.333	1-3	.333	0-0	.000	0	1	1	0.3	2-0	0	1	0	1	3	1.0
2023-24	Win	5-0	16/3.2	3-10	.300	2-5	.400	1-3	.333	0	2	2	0.4	1-0	0	0	0	3	9	1.8
TOTAL		8-0	27/3.3	4-13	.308	3-8	.375	1-3	.333	0	3	3	0.4	3-0	0	1	0	4	12	1.5

CAREER HIGHS

Points	3	Toccoa Falls (11/29/22)
Minutes	10	Toccoa Falls (11/29/22)
FGM	1	Toccoa Falls (11/29/22)
FGA	3	Toccoa Falls (11/29/22)
3PTFGM	1	Toccoa Falls (11/29/22)
3PTFGAs	3	Toccoa Falls (11/29/22)
FTM	1	IUPUI (11/18/23)
FTA	2	IUPUI (11/18/23)
Rebounds	1	three times
Assists		
Blocks		
Steals	1	three times
Turnovers	1	Toccoa Falls (11/29/22)

BIG SOUTH HIGHS (regular season only)

Points	
Minutes	
FGM	
FGA	
3PTFGM	
3PTFGAs	
FTM	
FTA	
Rebounds	
Assists	
Blocks	
Steals	
Turnovers	



14

Noah Van Bibber

Guard / 6-5 / 185 / Fr.
Debary, Fla.
(Concord Academy)

CAREER HONORS

- Big South Conference Player of the Week (Nov. 20)

EXTRA DRIBBLE

- Is just 4-for-30 behind the arc over the last nine games
- Played eight minutes off the bench at Coastal Carolina, but was 0-for-3 behind the arc (first game he played he didn't knock down a three)
- Came off the bench to score a career-high 22 points in the win over Holy Cross
- Knocked down six threes in the game
- Was the first Winthrop freshman with a 20-point game since D.J. Burns Jr. had 23 at Charleston Southern on Jan. 30, 202
- The last freshman guard to score 20 or more points was Russell Jones Jr. on Dec. 12, 2019 vs. Elon

2023-24 GAME-BY-GAME

DATE	OPPONENT	MIN	FG	3FG	FT	REB	AST	T/O	BLK	STL	PTS
11/6	at Clemson	DNP									
11/8	Brevard	19	1-5	1-4	3-4	5	0	0	0	0	6
11/11	Drexel	DNP									
11/17	Holy Cross	18	6-9	6-8	4-4	3	0	0	0	0	22
11/18	IUPUI	16	2-5	2-5	2-2	2	1	1	0	0	8
11/19	Elon	14	3-5	1-3	1-1	1	0	0	0	0	8
11/24	at Georgia	18	2-5	1-4	0-0	1	0	0	0	0	5
11/28	Bob Jones	13	2-8	1-6	0-0	3	0	2	0	0	5
12/2	at Coastal Carolina	8	0-4	0-3	0-0	0	0	0	0	0	0
12/5	Queens	9	0-2	0-2	0-0	2	0	1	0	1	0
12/10	at Little Rock	9	2-6	1-3	0-0	3	0	2	0	0	5
12/16	at Xavier	2	0-1	0-1	0-0	0	0	0	0	0	0
12/19	at South Carolina	2	0-1	0-0	0-0	0	0	0	0	0	0
12/22	at Florida State	5	0-1	0-0	0-0	0	0	0	0	0	0
12/29	Toccoa Falls	12	0-7	0-7	0-0	1	1	0	0	0	0
1/3	Longwood	DNP									
1/6	at USC Upstate	DNP									
1/10	at Presbyterian	DNP									
1/13	Radford	DNP									
1/17	UNC Asheville	DNP									
1/20	at Gardner-Webb										
1/24	at Charleston Sou.										
1/27	High Point										
2/3	at UNC Asheville										
2/7	Charleston Sou.										
2/10	at Longwood										
2/14	at Radford										
2/21	Presbyterian										
2/24	USC Upstate										
2/28	at High Point										
3/2	Gardner-Webb										

CAREER STATS

				Field Goals		3-Point		F-Throws		Rebounds									Scoring	
SEASON	TEAM	GP-GS	MIN/AVG	FG-FGA	FG%	3FG-3FGA	3FG%	FT-FTA	FT%	OFF	DEF	TOT	AVG	PF-FO	A	TO	BLK	STL	PTS	AVG
2023-24	Win	13-0	143/11.0	18-59	.305	13-46	.283	10-11	.909	9	12	21	1.6	23-0	2	6	0	1	59	4.5
TOTAL		13-0	143/11.0	18-59	.305	13-46	.283	10-11	.909	9	12	21	1.6	23-0	2	6	0	1	59	4.5

CAREER HIGHS

Points	22	Holy Cross (11/17/23)
Minutes	19	Brevard (11/8/23)
FGM	6	Holy Cross (11/17/23)
FGA	9	Holy Cross (11/17/23)
3PTFGM	6	Holy Cross (11/17/23)
3PTFGAs	8	Holy Cross (11/17/23)
FTM	4	Holy Cross (11/17/23)
FTA	4	Holy Cross (11/17/23)
Rebounds	5	Brevard (11/8/23)
Assists	1	two times
Blocks		
Steals	1	Queens (12/5/23)
Turnovers	2	two times

BIG SOUTH HIGHS (regular season only)

Points
Minutes
FGM
FGA
3PTFGM
3PTFGAs
FTM
FTA
Rebounds
Assists
Blocks
Steals
Turnovers



21

Henry Harrison

Guard / 5-11 / 175 / Fr.
Lewisburg, Pa.
(Lewisburg H.S.)

CAREER HONORS

EXTRA DRIBBLE

- Has made all of his three-point attempts (3-for-3)
- Had a season-high four minutes vs. Brevard/vs. Toccoa Falls
- Lettered in soccer (4 yrs.) and basketball (3 yrs.) at Lewisburg H.S.
- Was team captain in 2023 and named to First Team All-Conference

2023-24 GAME-BY-GAME

DATE	OPPONENT	MIN	FG	3FG	FT	REB	AST	T/O	BLK	STL	PTS
11/6	at Clemson	DNP									
11/8	Brevard	4	1-1	1-1	0-0	0	0	1	0	0	3
11/11	Drexel	DNP									
11/17	Holy Cross	2	1-1	1-1	0-0	0	0	1	0	0	3
11/18	IUPUI	0	0-0	0-0	0-0	0	0	0	0	0	0
11/19	Elon	DNP									
11/24	at Georgia	DNP									
11/28	Bob Jones	3	0-0	0-0	0-0	0	1	1	0	0	0
12/2	at Coastal Carolina	DNP									
12/5	Queens	DNP									
12/10	at Little Rock	DNP									
12/16	at Xavier	DNP									
12/19	at South Carolina	DNP									
12/22	at Florida State	DNP									
12/29	Toccoa Falls	4	1-1	1-1	0-0	0	0	0	0	0	3
1/3	Longwood	DNP									
1/6	at USC Upstate	DNP									
1/10	at Presbyterian	DNP									
1/13	Radford	DNP									
1/17	UNC Asheville	DNP									
1/20	at Gardner-Webb										
1/24	at Charleston Sou.										
1/27	High Point										
2/3	at UNC Asheville										
2/7	Charleston Sou.										
2/10	at Longwood										
2/14	at Radford										
2/21	Presbyterian										
2/24	USC Upstate										
2/28	at High Point										
3/2	Gardner-Webb										

CAREER STATS

				Field Goals		3-Point		F-Throws		Rebounds								Scoring		
SEASON	TEAM	GP-GS	MIN/AVG	FG-FGA	FG%	3FG-3FGA	3FG%	FT-FTA	FT%	OFF	DEF	TOT	AVG	PF-FO	A	TO	BLK	STL	PTS	AVG
2023-24	Win	5-0	13/2.7	3-3	1.000	3-3	1.000	0-0	.000	0	0	0	0.0	0-0	1	3	0	0	9	1.8
TOTAL		5-0	13/2.7	3-3	1.000	3-3	1.000	0-0	.000	0	0	0	0.0	0-0	1	3	0	0	9	1.8

CAREER HIGHS

Points	3	three times
Minutes	4	two times
FGM	1	three times
FGA	1	three times
3PTFGM	1	three times
3PTFGAs	1	three times
FTM		
FTA		
Rebounds		
Assists	1	Bob Jones (11/28/23)
Blocks		
Steals		
Turnovers	1	three times

BIG SOUTH HIGHS (regular season only)

Points
Minutes
FGM
FGA
3PTFGM
3PTFGAs
FTM
FTA
Rebounds
Assists
Blocks
Steals
Turnovers



23

Michael
Moore

Forward / 6-10 / 220 / So.
Hermitage, Pa.
(IMG Academy)

CAREER HONORS

EXTRA DRIBBLE

- Played a season-high 14 minutes vs. Brevard, finishing with a season-high four points, two blocks and two steals
- Pulled down a season-high five rebounds vs. Bob Jones
- Posted career-high eight points and hauled in career-best 11 boards in the win over Toccoa Falls last season
- Also set a career-high in blocks with four against Toccoa Falls
- Member of a state championship team as a freshman
- Played at IMG Academy

2023-24 GAME-BY-GAME

DATE	OPPONENT	MIN	FG	3FG	FT	REB	AST	T/O	BLK	STL	PTS
11/6	at Clemson	DNP									
11/8	Brevard	14	2-2	0-0	0-1	3	0	1	2	2	4
11/11	Drexel	DNP									
11/17	Holy Cross	7	1-3	0-0	0-0	1	0	0	0	0	2
11/18	IUPUI	2	0-0	0-0	1-2	0	0	0	0	0	1
11/19	Elon	0	0-0	0-0	0-0	0	0	0	0	0	0
11/24	at Georgia	DNP									
11/28	Bob Jones	6	1-1	0-0	0-0	5	0	0	1	0	2
12/2	at Coastal Carolina	DNP									
12/5	Queens	DNP									
12/10	at Little Rock	DNP									
12/16	at Xavier	DNP									
12/19	at South Carolina	DNP									
12/22	at Florida State	DNP									
12/29	Toccoa Falls	16	6-8	0-0	0-2	4	0	0	0	1	12
1/3	Longwood	DNP									
1/6	at USC Upstate	DNP									
1/10	at Presbyterian	DNP									
1/13	Radford	DNP									
1/17	UNC Asheville	DNP									
1/20	at Gardner-Webb										
1/24	at Charleston Sou.										
1/27	High Point										
2/3	at UNC Asheville										
2/7	Charleston Sou.										
2/10	at Longwood										
2/14	at Radford										
2/21	Presbyterian										
2/24	USC Upstate										
2/28	at High Point										
3/2	Gardner-Webb										

CAREER STATS

				Field Goals		3-Point		F-Throws		Rebounds				Scoring						
SEASON	TEAM	GP-GS	MIN/AVG	FG-FGA	FG%	3FG-3FGA	3FG%	FT-FTA	FT%	OFF	DEF	TOT	AVG	PF-FO	A	TO	BLK	STL	PTS	AVG
2022-23	Win	25-1	179/7.2	10-18	.556	0-0	.000	2-5	.400	10	36	46	1.8	28-0	3	12	13	3	22	0.9
2023-24	Win	6-0	46/7.7	10-14	.714	0-0	.000	1-5	.200	6	7	13	2.2	2-0	0	1	3	3	21	3.5
TOTAL		31-1	225/7.3	20-32	.625	0-0	.000	3-10	.300	16	43	59	1.9	30-0	3	13	16	6	43	1.4

CAREER HIGHS

Points	12	Toccoa Falls (12/29/23)
Minutes	27	Toccoa Falls (11/29/22)
FGM	6	Toccoa Falls (12/29/23)
FGA	8	Toccoa Falls (12/29/23)
3PTFGM	n/a	
3PTFGA	n/a	
FTM	1	three times
FTA	2	four times
Rebounds	11	Toccoa Falls (11/29/22)
Assists	1	three times
Blocks	4	Toccoa Falls (11/29/22)
Steals	2	Brevard (11/8/23)
Turnovers	3	Toccoa Falls (11/29/22)

BIG SOUTH HIGHS (regular season only)

Points	3	at Presbyterian College (1/28/23)
Minutes	14	Presbyterian College (1/4/23)
FGM	1	two times
FGA	2	at Presbyterian College (1/28/23)
3PTFGM		
3PTFGAs		
FTM	1	two times
FTA	2	two times
Rebounds	4	at Presbyterian College (1/28/23)
Assists		
Blocks	2	at Presbyterian College (1/28/23)
Steals		
Turnovers	1	three times



33

Chase Claxton

Forward / 6-7 / 185 / Jr.
Greenville, S.C.
(Legacy Early College)

CAREER HONORS

EXTRA DRIBBLE

- Over the last three games he's averaging 7.0 ppg, 4.3 rpg
- Has hit two three-pointers in two of the last three games
- Had one of his best stat lines of the season in the win at PC
- Scored a season-high 12 points while shooting 3-for-3 from the floor, 2-for-2 behind the arc, 4-for-4 at the foul line and blocking two shots and getting three steals
- Against Longwood, he set the program record for career games played with 132 (now has 136)
- Has three steals in each of the last two games and surpassed 100 for his career vs. Radford
- In his career he has 85 offensive rebounds in 57 Big South regular season games
- Hauled in six rebounds at Florida State to reach 500 career rebounds (20th player in program history with 500 or more)
- Runner-up in voting for Big South Defensive Player of the Year in 2022-23
- Last season he set single-season career-highs in three-point field goals, rebounds per game, assists, steals, and blocks
- Posted first career double-double of 10 points, 10 rebounds vs. Converse (12/31/21)
- Didn't hit a three in first two seasons, but was 2-for-3 behind the arc in the 2020-21 season opener
- 2020-21 season-high 14 points in the win over Campbell on Dec. 31, 2020
- In 2019-20 he had 115 free throw attempts, 2nd most by any freshman in program history
- His 66 made free throws were the 3rd most by a Winthrop freshman
- Was one of about 6-7 D1 prospects that played for Legacy Early College
- As a senior he averaged 9.2 points, 5.1 rebounds, 2.7 assists, 1.7 blocks and 1.4 steals for Legacy Early College
- Father Charles Claxton played basketball for the University of Georgia and was a second round pick of the Phoenix Suns
- His brother Nicolas Claxton plays for the Brooklyn Nets

2023-24 GAME-BY-GAME

DATE	OPPONENT	MIN	FG	3FG	FT	REB	AST	T/O	BLK	STL	PTS
11/6	at Clemson	22	1-2	0-0	2-3	3	0	0	0	1	4
11/8	Brevard	20	1-1	0-0	0-0	0	0	0	2	1	2
11/11	Drexel	27	0-1	0-1	3-4	1	0	0	1	0	3
11/17	Holy Cross	21	1-2	0-1	1-1	3	1	0	0	0	3
11/18	IUPUI	19	0-0	0-0	1-2	4	0	0	0	1	1
11/19	Elon	27	2-3	0-1	1-2	3	0	0	1	0	5
11/24	at Georgia	21	0-1	0-1	0-0	1	0	1	1	1	0
11/28	Bob Jones	16	1-1	0-0	0-0	0	0	1	0	1	2
12/2	at Coastal Carolina	21	0-6	0-3	0-0	8	2	0	1	1	0
12/5	Queens	17	1-4	0-3	0-0	1	0	0	1	0	2
12/10	at Little Rock	29	1-2	0-0	0-0	6	2	0	0	0	2
12/16	at Xavier	22	2-4	0-0	1-2	7	2	0	0	0	5
12/19	at South Carolina	27	1-1	0-0	0-1	7	1	1	1	1	2
12/22	at Florida State	20	0-0	0-0	1-2	6	0	1	2	2	1
12/29	Toccoa Falls	24	3-5	0-1	3-4	8	3	0	1	1	9
1/3	Longwood	27	1-3	0-2	0-0	6	0	0	3	1	2
1/6	at USC Upstate	23	1-1	0-0	0-2	4	1	0	1	0	2
1/10	at Presbyterian	22	3-3	2-2	4-4	4	0	0	2	3	12
1/13	Radford	37	1-3	0-2	0-0	7	3	0	0	3	2
1/17	UNC Asheville	24	2-2	2-2	1-2	2	1	0	1	1	7
1/20	at Gardner-Webb										
1/24	at Charleston Sou.										
1/27	High Point										
2/3	at UNC Asheville										
2/7	Charleston Sou.										
2/10	at Longwood										
2/14	at Radford										
2/21	Presbyterian										
2/24	USC Upstate										
2/28	at High Point										
3/2	Gardner-Webb										

CAREER STATS

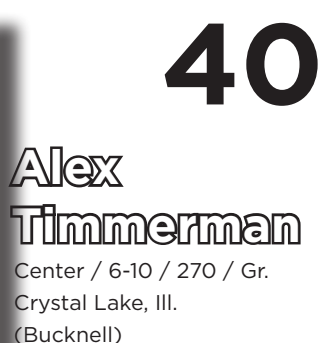
			Field Goals		3-Point		F-Throws		Rebounds								Scoring			
SEASON	TEAM	GP-GS	MIN/AVG	FG-FGA	FG%	3FG-3FGA	3FG%	FT-FTA	FT%	OFF	DEF	TOT	AVG	PF-FO	A	TO	BLK	STL	PTS	AVG
2019-20	Win	34-15	702/20.6	85-110	.773	0-5	.000	66-115	.574	59	71	130	3.8	94-4	19	19	16	18	236	6.9
2020-21	Win	23-1	449/19.5	37-63	.587	0-7	.000	24-38	.632	41	41	82	3.6	48-1	7	10	16	16	98	4.3
2021-22	Win	30-11	679/22.6	43-84	.512	4-18	.222	27-47	.574	40	73	113	3.8	60-0	21	19	23	18	117	3.9
2022-23	Win	29-29	878/30.3	47-94	.500	14-42	.333	37-56	.661	42	83	125	4.3	72-3	31	29	36	33	145	5.0
2023-24	Win	20-19	466/23.3	22-45	.489	4-19	.211	18-29	.621	23	58	81	4.1	33-1	16	4	18	18	66	3.3
TOTAL		136-75	3174/23.3	234-396	.591	22-91	.242	172-285	.604	205	326	531	3.9	307-9	94	81	109	103	662	4.9

CAREER HIGHS

Points	19	UNC Asheville (2/1/20)
Minutes	38	Campbell (2/22/23)
FGM	7	UNC Asheville (2/1/20)
FGA	10	Converse (12/31/21)
3PTFGM	2	four times
3PTFGA	4	two times
FTM	6	Mid-Atlantic Christian (11/16/19)
FTA	10	UNC Asheville (2/1/20)
Rebounds	10	Converse (12/31/21)
Assists	4	Piedmont (11/9/22)
Blocks	5	S.C. State (12/6/22)
Steals	4	UNC Asheville (1/13/22)
Turnovers	3	seven times

BIG SOUTH HIGHS (regular season only)

Points	19	UNC Asheville (2/1/20)
Minutes	38	Campbell (2/22/23)
FGM	7	UNC Asheville (2/1/20)
FGA	8	two times
3PTFGM	2	two times
3PTFGA	4	two times
FTM	6	Gardner-Webb (1/11/20)
FTA	10	UNC Asheville (2/1/20)
Rebounds	9	four times
Assists	3	two times
Blocks	3	two times
Steals	4	UNC Asheville (1/13/22)
Turnovers	3	five times



- **Named to the All-Tournament Team at the Sunshine Slam (2022-23)**
- **Named the Patriot League Player of the Week (Nov. 29)**

- Combined for just eight points in the last four games (9 field goal attempts)
- Averaging 8.1 ppg, 5.3 rpg in nine road games this season
- Played in his 100th career game at FSU
- Posted first double-double as an Eagle with 21 points, 10 rebounds at Coastal Carolina
- Had a steal late in the game and made two free throws with 5.8 seconds left to help secure a win at CCU
- Scored 19 points against Bob Jones as he was 7-for-7 at the foul line
- Was a co-captain at Bucknell last year and posted 20 games in double-figures
- Scored a career-high 27 points vs. Lehigh and posting a double-double with 10 boards
- Recorded seven double-doubles in 2022-23
- Pulled down a career-high 14 rebounds vs. St. Francis (Pa.)
- Finished second in the Patriot League in rebounding (7.2) and 6th in total offensive rebounds
- Received the Bucknell Athletic Department Edward W. Pangburn Award
- Named to the Patriot League Honor Roll
- In 2021-22 he finished 2nd in the Patriot League in field goal percentage (.599)
- His .599 field goal percentage was 8th best in program history for a single-season

				Field Goals		3-Point		F-Throws		Rebounds								Scoring		
SEASON	TEAM	GP-GS	MIN/AVG	FG-FGA	FG%	3FG-3FGA	3FG%	FT-FTA	FT%	OFF	DEF	TOT	AVG	PF-FO	A	TO	BLK	STL	PTS	AVG
2019-20	Buck	15-0	82/5.5	8-16	.500	1-3	.333	2-5	.400	6	9	15	1.0	16-2	3	6	2	3	19	1.3
2020-21	Buck	8-0	54/6.7	4-11	.364	1-4	.250	2-4	.500	3	7	10	1.3	7-0	2	1	1	0	11	1.4
2021-22	Buck	32-10	605/18.9	97-162	.599	4-9	.444	43-56	.768	38	99	137	4.3	47-0	23	39	10	6	241	7.5
2022-23	Buck	32-32	895/28.0	140-269	.520	3-16	.188	83-112	.741	60	169	229	7.2	63-0	57	50	20	23	366	11.4
2023-24	Win	19-5	381/20.0	53-98	.541	2-8	.250	47-53	.887	24	70	94	4.9	29-1	18	9	3	3	155	8.2
TOTAL For Win		19-5	381/20.0	53-98	.541	2-8	.250	47-53	.887	24	70	94	4.9	29-1	18	9	3	3	155	8.2
TOTAL		106-47	2016/19.0	302-556	.543	11-40	.275	177-230	.770	131	354	485	4.6	162-3	103	105	36	35	792	7.5

Points	27	Lehigh (1/5/23)
Minutes	n/a	
FGM	12	Lehigh (1/5/23)
FGA	18	Lehigh (1/5/23)
3PTFGM	1	10times
3PTFGAs	4	at Colgate (1/14/23)
FTM	7	two times
FTA	8	at Saint Peter's (11/15/22)
Rebounds	14	St. Francis (Pa.) (11/30/22)
Assists	5	at Loyola-Md. (1/28/23)
Blocks	3	two times
Steals	2	seven times
Turnovers	n/a	

[illegible]

Points	4	at Presbyterian College (1/10/24)
Minutes	18	Longwood (1/3/24)
FGM	1	at Presbyterian College (1/10/24)
FGA	5	at Presbyterian College (1/10/24)
3PTFGM		
3PTFGAs	1	at Presbyterian College (1/10/24)
FTM	2	three times
FTA	2	three times
Rebounds	5	at Presbyterian College (1/10/24)
Assists	1	two times
Blocks		
Steals		
Turnovers	1	at USC Upstate (1/6/24)